


visual communication solutions



MOORECO™

table of contents

MARKERBOARDS & CHALKBOARDS

Glass Boards.....	6 – 7
Porcelain Steel Whiteboards.....	8 – 10
Projection Boards.....	10 – 11
Dura-Rite® Whiteboards.....	12
Magne-Rite Whiteboards.....	12
TuF-Rite™ Whiteboards.....	13
Best-Bite® Boards.....	13
Small Office & Accessory Boards.....	14
Combination Boards.....	15
Architectural Boards.....	16 – 17
Chalkboards.....	17

TACKBOARDS

Natural Cork Tackboards.....	20
Splash Cork Tackboards.....	21
Fabric Covered Tackboards.....	22
Rubber Tackboards.....	22
Vinyl Covered Tackboards.....	23
Colored Cork Tackboards.....	23
Tack Rails & Strips.....	24 – 25

MOBILE BOARDS & EASELS

Mobile Glass Boards.....	28 – 29
Mobile Reversible Boards.....	30 – 31
D.O.C.s.....	32 – 33
Easels.....	34 – 37
Room Dividers & Display Panels.....	38 – 39

WALL COVERINGS & RESURFACING

Whiteboard Materials.....	42 – 43
Tackboard Materials.....	44 – 45

ENCLOSED BOARDS & CABINETS

Bulletin Board Cabinets.....	48 – 50
Display Cases.....	51

BOARD OPTIONS QUICK REFERENCE

Surface Materials.....	52 – 55
Material Colors.....	56 – 57
Board Trims.....	58 – 59
Architectural Trims.....	60 – 61

INDEX

Index.....	62 – 63
------------	---------

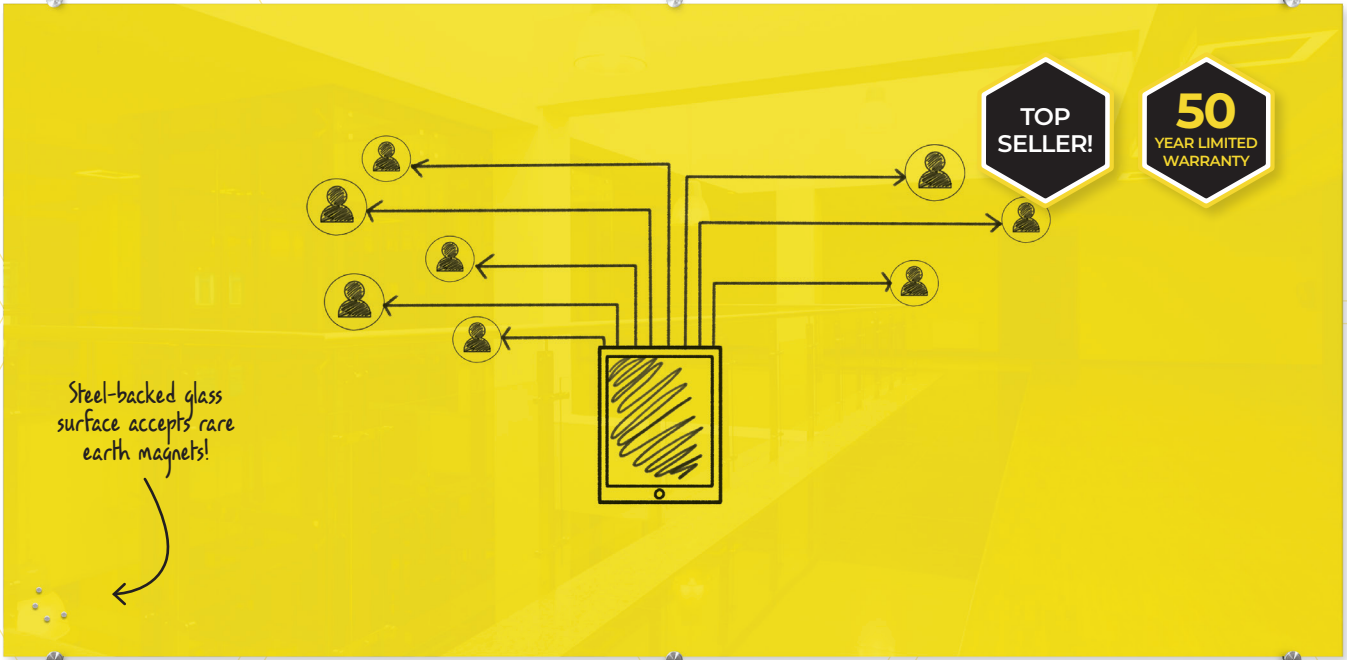


MOORECO | VANERUM NORTH AMERICA
2885 Lorraine Avenue | Temple, TX 76501
p: 800.749.2258 | f: 866.888.7483
www.moorecoinc.com | www.vanerumna.com

©2019 MOORECO, INC. ALL RIGHTS RESERVED.
MooreCo, Inc. reserves the right to correct pricing or copy errors.
Due to the current volatility in the price of raw and finished materials, please refer to our web site for the latest price list. Since individual items are subject to availability of materials from our suppliers, we reserve the right to limit quantities.
All shipping weights are nominal and may vary depending on items and quantities ordered. When ordering please contact MooreCo customer service at 1-800-749-2258 for accurate shipping rates and lead times.
Board dimensions reflect panel sizes prior to framing. All boards listed as 3'H x 4'W actually measure 33-¾"H x 48"W due to shipping restrictions. Dimensions on all glass dry erase boards are estimated and may vary slightly.
RETURN POLICY: A return authorization is required for the return of any merchandise. All requests for returns should be made within 90 (ninety) days of receipt of merchandise. The dealer may be responsible for restock and return freight charges. Returned products must be unused, undamaged, and in the original packaging. Please contact customer service for more details. Returned merchandise may be subject to a restocking fee.
RESTOCKING FEE: Returned merchandise will be subject to a restocking fee.
NON-RETURNABLE MERCHANDISE: All boards and furniture which have been custom sized, custom framed, or customized to specifications will be considered a non-returnable item.



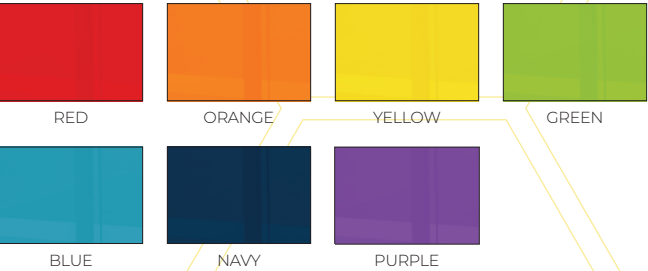
markerboards & chalkboards



VISIONARY® HIERARCHY MAGNETIC GLASS BOARD

- Modernize your space with a functional and contemporary image. Visionary Hierarchy magnetic glass boards provide the best of a quality whiteboard with smart style.
- Borderless and seamless, the board is available in seven colors to coordinate with any environment.
- Tempered safety glass ideal for use in any environment. Compatible with any dry/wet-erase marker, grease pen, etc. Easily cleans without ghosting or staining. Accepts rare earth magnets.
- Attractive stainless steel mounting standoffs. Mounts are standard with a silver finish, but accessory mounts now available with a brass finish for an upgraded appearance (see p. 7).
- Includes aluminum accessory tray and set of magnets. Optional glass accessory tray available separately.
- Fifty year limited warranty. Has achieved GREENGUARD GOLD Certification. Custom graphics printing available. Call for details.

GLASS COLOR OPTIONS:



PART NO.	DIMENSIONS	SHIP WT.
PRODUCT		
83844-XXXX	35.4"H x 47.2"W	42 lbs
83845-XXXX	47.2"H x 70.9"W	79 lbs
83846-XXXX	47.2"H x 94.5"W	104 lbs



INSIGHT® LOW IRON MAGNETIC GLASS BOARD

- Dramatic glass style meets dynamic versatility. Tempered safety glass provides smooth writability and erasability and accepts rare earth magnets.
- White glass is low iron to reduce the green cast of standard glass.
- Custom graphics printing available.

PART NO.	DIMENSIONS	SHIP WT.
LOW IRON WHITE		
83907*	23.6"H x 35.4"W	19 lbs
83908	35.4"H x 47.2"W	42 lbs
83906	47.2"H x 59.7"W	75 lbs
83908	35.4"H x 47.2"W	42 lbs
83909	47.2"H x 70.9"W	88 lbs
83910	47.2"H x 94.5"W	104 lbs
PROJECTION GRAY		
83849	47.2"H x 47.2"W	60 lbs
83850	47.2"H x 70.9"W	88 lbs

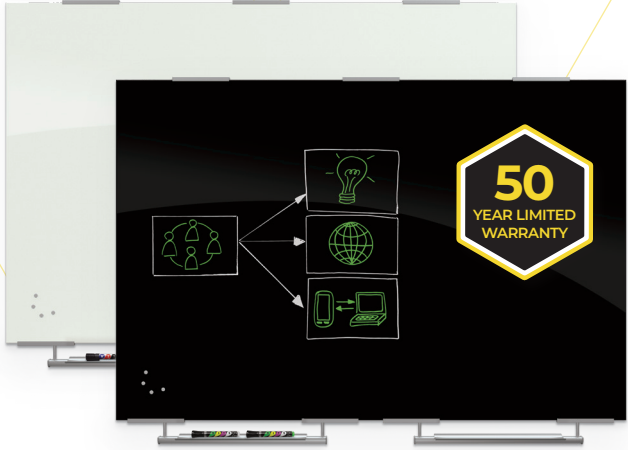


VISIONARY® MAGNETIC GLASS BOARD

- Modernize your space with a functional and contemporary image. Borderless and seamless, in glossy white or black.
- Tempered safety glass ideal for use in any environment. Compatible with any dry or wet erase marker. Easily cleans without ghosting or staining. Accepts rare earth magnets.
- Attractive stainless steel mounting standoffs, standard with a silver finish, but also available with a brass finish for an upgraded appearance.
- Includes aluminum accessory tray and set of magnets. Optional glass accessory tray available.
- Fifty year limited warranty. Has achieved GREENGUARD GOLD Certification. Custom graphics printing available. Call for details.

PART NO.	ITEM	DIMENSIONS	SHIP WT.
GLOSS BLACK			
84061*	Gloss Black	23.6"H x 35.4"W	19 lbs
84062	Gloss Black	35.4"H x 47.2"W	42 lbs
84064	Gloss Black	47.2"H x 70.9"W	79 lbs
84065	Gloss Black	47.2"H x 94.5"W	105 lbs
GLOSS WHITE			
83842*	Gloss White	17.7"H x 23.6"W	10 lbs
83843*	Gloss White	23.6"H x 35.4"W	19 lbs
83844	Gloss White	35.4"H x 47.2"W	42 lbs

PART NO.	ITEM	DIMENSIONS	SHIP WT.
GLOSS WHITE			
83841	Gloss White	47.2"H x 47.2"W	46 lbs
83845	Gloss White	47.2"H x 70.9"W	79 lbs
83846	Gloss White	47.2"H x 94.5"W	104 lbs
OPTIONAL ACCESSORIES			
572*	Glass Accessory Tray	1"H x 12"W x 4"D	2 lbs
B574V*	Brass Finish Mounts (set of 4)	1.3"H x 1.3"W x .8"D	2 lbs
B574V6*	Brass Finish Mounts (set of 6)	1.3"H x 1.3"W x .8"D	2 lbs
B574V8*	Brass Finish Mounts (set of 8)	1.3"H x 1.3"W x .8"D	2 lbs



VISIONARY® BOARD + EXO TRAY SYSTEM

- Visionary® magnetic glass boards now available with the Exo tray system, providing clean and functional anodized aluminum accessory storage.
- Includes set of magnets.
- Fifty year limited warranty. Has achieved GREENGUARD GOLD Certification. Custom graphics printing available. Call for details.

PART NO.	PART NO.	DIMENSIONS	SHIP WT.
GLOSS WHITE	GLOSS BLACK		
83843-1X576*	84061-1X576*	23.6"H x 35.4"W	19 lbs
83844-1X576	84062-1X576	35.4"H x 47.2"W	42 lbs
83845-2X576	84064-2X576	47.2"H x 70.9"W	79 lbs
83846-2X576	84065-2X576	47.2"H x 94.5"W	105 lbs



FRAMED MAGNETIC GLASS BOARD

- Available in gloss white or gloss black tempered safety glass.
- Anodized aluminum trim with 1-3/32" profile. Full-length tackable map rail and accessory tray with rubber Dura-Safe® end caps.
- Trim features vinyl glazing so there is no metal on glass contact. Corners are mitered and friction locked.
- Fifty year limited warranty. Custom graphics printing available. Call for details.

PART NO.	PART NO.	DIMENSIONS	SHIP WT.
GLOSS WHITE	GLOSS BLACK		
14800	14803	35.4"H x 47.2"W	51 lbs
14801	14804	47.2"H x 70.9"W	90 lbs
14802	14805	47.2"H x 94.5"W	120 lbs

MARKERBOARDS & CHALKBOARDS: PORCELAIN STEEL BOARDS

PART NO.	DIMENSIONS	SHIP WT.
A. DELUXE ALUMINUM TRIM		
202AB*	2'H x 3'W	20 lbs
202AC**	3'H x 4'W	36 lbs
202AD	4'H x 4'W	69 lbs
202AG	4'H x 6'W	94 lbs
202AH	4'H x 8'W	120 lbs
202AJ	5'H x 8'W	147 lbs
202AL	5'H x 10'W	195 lbs
202AN	5'H x 12'W	224 lbs
B. ABC TRIM		
2H2NB*	2'H x 3'W	14 lbs
2H2NC**	3'H x 4'W	26 lbs
2H2ND	4'H x 4'W	55 lbs
2H2NG	4'H x 6'W	74 lbs
2H2NH	4'H x 8'W	92 lbs
C. ABC TRIM + MAP RAIL		
2H2NB-M*	2'H x 3'W	14 lbs
2H2NC-M**	3'H x 4'W	26 lbs
2H2ND-M	4'H x 4'W	55 lbs
2H2NG-M	4'H x 6'W	74 lbs
2H2NH-M	4'H x 8'W	92 lbs
D. SOLID OAK TRIM (NATURAL)		
202WB*	2'H x 3'W	20 lbs
202WC**	3'H x 4'W	36 lbs
202WD	4'H x 4'W	69 lbs
202WG	4'H x 6'W	94 lbs
202WH	4'H x 8'W	120 lbs
E. PRESIDENTIAL TRIM (SILVER)		
2H2PB*	2'H x 3'W	15 lbs
2H2PC**	3'H x 4'W	25 lbs
2H2PD	4'H x 4'W	40 lbs
2H2PG	4'H x 6'W	55 lbs
2H2PH	4'H x 8'W	75 lbs
F. PRESIDENTIAL TRIM (BLACK)		
E2H2PB-TI*	2'H x 3'W	15 lbs
E2H2PC-TI**	3'H x 4'W	25 lbs
E2H2PD-TI	4'H x 4'W	40 lbs
E2H2PG-TI	4'H x 6'W	55 lbs
E2H2PH-TI	4'H x 8'W	75 lbs
G. ULTRA TRIM (SILVER)		
2029B*	2'H x 3'W	20 lbs
2029C**	3'H x 4'W	36 lbs
2029D	4'H x 4'W	69 lbs
2029G	4'H x 6'W	94 lbs
2029H	4'H x 8'W	120 lbs
H. ULTRA TRIM (BLACK)		
2028B*	2'H x 3'W	20 lbs
2028C**	3'H x 4'W	36 lbs
2028D	4'H x 4'W	69 lbs
2028G	4'H x 6'W	94 lbs
2028H	4'H x 8'W	120 lbs
I. ORIGIN TRIM (ALUMINUM)		
2020B-01*	2'H x 3'W	20 lbs
2020C-01**	3'H x 4'W	36 lbs
2020D-01	4'H x 4'W	69 lbs
2020G-01	4'H x 6'W	94 lbs
2020H-01	4'H x 8'W	120 lbs
J. ORIGIN TRIM (MEDIUM OAK)		
2020B-02*	2'H x 3'W	20 lbs
2020C-02**	3'H x 4'W	36 lbs
2020D-02	4'H x 4'W	69 lbs
2020G-02	4'H x 6'W	94 lbs
2020H-02	4'H x 8'W	120 lbs
K. ORIGIN TRIM (MAHOGANY)		
2020B-03*	2'H x 3'W	20 lbs
2020C-03**	3'H x 4'W	36 lbs
2020D-03	4'H x 4'W	69 lbs
2020G-03	4'H x 6'W	94 lbs
2020H-03	4'H x 8'W	120 lbs
L. MUSIC LINE BOARD (DELUXE ALUMINUM)		
202AG-S1	4'H x 6'W	94 lbs
202AH-S1	4'H x 8'W	120 lbs

MITOCHONDRION

THE "POWER HOUSE" OF THE CELL. An organelle found in large numbers in most cells, in which the biochemical processes of respiration and energy production occur. It has a double membrane, the inner layer being folded inward to form layers called cristae.

NAME THE PARTS

- 1 CELL WALL
- 2 CHLOROPLAST
- 3 GOLGI APPARATUS
- 4 RIBOSOME
- 5 ENDOPLASMIC RETICULUM
- 6 NUCLEOLUS
- 7 NUCLEUS
- 8 LARGE CENTRAL VACUOLE
- 9 DRUSE CRYSTAL
- 10 RAPHIDE CRYSTAL
- 11 CELL MEMBRANE

PREMIUM BOARD

50 YEAR LIMITED WARRANTY

TOP SELLER!

The Board of Education®

L

PORCELAIN STEEL WHITEBOARD

- Magnetic porcelain steel whiteboards are engineered for superior color contrast with dry erase markers.
- Superior writability and erasability with no ghosting. Reduced surface light distortion enhances visibility for eye comfort.
- Steel is laminated to a light weight substrate for stability and durability.
- Class A Fire Rated board. Made in the USA. Fifty year limited warranty. Has achieved GREENGUARD GOLD Certification.
- Not all sizes, trims, and options are listed. Please call for more information.

MARKERBOARDS & CHALKBOARDS: PORCELAIN STEEL / PROJECTION BOARDS



ESSENTIALS PORCELAIN WHITEBOARD

- Surface is made with high quality magnetic porcelain steel for equally good performance with dry erase markers or magnets.
- Trim includes a full-length tack rail along the top edge for mounting posters, pictures, or other information. Store markers and erasers along the full-length accessory tray.

PART NO.	DIMENSIONS	SHIP WT.
ESSENTIALS PORCELAIN WHITEBOARD		
83210*	2'H x 3'W	14 lbs
83211**	3'H x 4'W	31 lbs
83212	4'H x 6'W	56 lbs
83213	4'H x 8'W	75 lbs



EVOLUTION PROJECTION BOARD

- Matte gray finish provides excellent sharpness and clarity, reducing dullness caused by external light sources. Evolution surface requires weekly cleaning with a damp cloth for optimum performance. A small amount of marker ghosting may occur.
- Made in the USA. Fifty year limited warranty. Not designed for use with interactive projectors.
- Not all sizes, trims, and options are listed. Call for more information.

PART NO.	PART NO.	DIMENSIONS	SHIP WT.
DELUXE ALUMINUM		PRESIDENTIAL (SILVER)	
404AB-52*	404PB-52*	2'H x 3'W	20 lbs
404AC-52**	404PC-52**	3'H x 4'W	36 lbs
404AD-52	404PD-52	4'H x 4'W	69 lbs
404AG-52	404PG-52	4'H x 6'W	94 lbs
404AH-52	404PH-52	4'H x 8'W	120 lbs



ELEMENTAL FRAMELESS WHITEBOARD

- Made from magnetic PV porcelain coated steel, Elemental is engineered for flexibility. Rounded corners eliminate sharp points.
- The lightweight surface lays flat and stays flat. Features a self adhesive backing for easy installation. Includes magnetic tray. Fifty year limited warranty.

PART NO.	PART NO.	DIMENSIONS	SHIP WT.
WHITE		GRAY	
208JA-25*	408JA-52*	1.5'H x 2'W	6 lbs
208JB-25*	408JB-52*	2'H x 3'W	11 lbs
208JC-25*	408JC-52*	3'H x 4'W	21 lbs
208JD-25*	408JD-52*	4'H x 4'W	28 lbs
208JG-25*	408JG-52*	4'H x 6'W	42 lbs
208JH-25*	408JH-52*	4'H x 8'W	56 lbs



PROJECTION PLUS® BOARD

- Matte gray magnetic porcelain steel surface cuts glare by 60% over standard porcelain steel boards.
- Surface requires cleaning with a damp cloth for optimum performance. Some ghosting may occur.
- Made in the USA. Fifty year limited warranty. Not designed for use with interactive projectors.
- Not all sizes, trims, and options are listed. Call for more information.

PART NO.	PART NO.	DIMENSIONS	SHIP WT.
DELUXE ALUMINUM		PRESIDENTIAL (SILVER)	
204AD	204PD	4'H x 4'W	69 lbs
204AG	204PG	4'H x 6'W	94 lbs
204AH	204PH	4'H x 8'W	120 lbs



INTERACTIVE PROJECTOR BOARD

- For the best interactive projector surface and the most durable whiteboard, choose the Interactive Projector Board as your ultimate multifunction board.
- Construction provides the flatness required for the best performance of your interactive projector, with a flatness guarantee <2mm across the board surface.
- Board can be used on carts or walls, still achieving the projector manufacturer's flatness requirements.
- The standard gloss white or matte gray surfaces can be cleaned of even stubborn permanent markers. Low gloss white surface requires wet erasing—please call before ordering.
- Fifty year limited warranty. Custom sizes available.

PART NO.	PART NO.		DIMENSIONS	SHIP WT.
STD WHITE	LG WHITE	GRAY		
2G2KG-25	2G2KG-26	4G4KG-52	4'H x 6'W	85 lbs
2G2KH-25	2G2KH-26	4G4KH-52	4'H x 8'W	115 lbs
2G2KJ-25	2G2KJ-26	4G4KJ-52	5'H x 8'W	137 lbs
2G2KL-25	2G2KL-26	4G4KL-52	5'H x 10'W	177 lbs



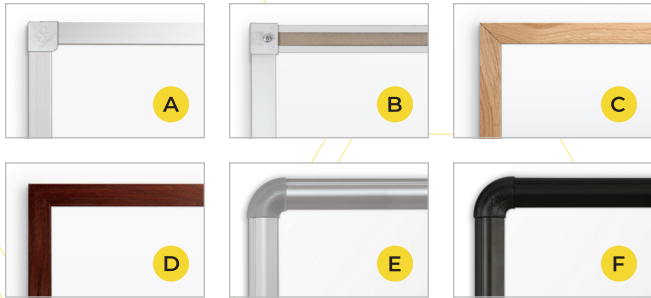
4'H x 10'W	4'H x 12'W	4'H x 14'W	4'H x 16'W	4'H x 18'W	4'H x 20'W
5'H x 10'W	5'H x 12'W	5'H x 14'W	5'H x 16'W	5'H x 18'W	5'H x 20'W

INTERACTIVE PROJECTOR BOARD + WHITEBOARD SYSTEM

- This three board bundle makes full use of virtually any wall.
- All surfaces are optimized for smooth writing, clean erasing, and clear projection.
- The central board has specially designed and constructed board flatness for compatibility with interactive projectors.
- Flanking boards offer full width use of the durable porcelain whiteboard. Magnetic porcelain steel surfaces guarantee true long life and erasability.

PART NO.	OVERALL DIMS	CENTER DIMS	SIDE DIMS	SHIP WT.
PRODUCT				
76441	4'H x 10'W	4'H x 8'W	4'H x 1'W	202 lbs
76442	4'H x 12'W	4'H x 8'W	4'H x 2'W	228 lbs
76447	4'H x 14'W	4'H x 8'W	4'H x 3'W	263 lbs
76443	4'H x 16'W	4'H x 8'W	4'H x 4'W	291 lbs
76448	4'H x 18'W	4'H x 8'W	4'H x 5'W	331 lbs
76449	4'H x 20'W	4'H x 8'W	4'H x 6'W	359 lbs
76444	5'H x 10'W	5'H x 8'W	5'H x 1'W	272 lbs
76445	5'H x 12'W	5'H x 8'W	5'H x 2'W	306 lbs
76450	5'H x 14'W	5'H x 8'W	5'H x 3'W	340 lbs
76446	5'H x 16'W	5'H x 8'W	5'H x 4'W	376 lbs
76451	5'H x 18'W	5'H x 8'W	5'H x 5'W	412 lbs
76452	5'H x 20'W	5'H x 8'W	5'H x 6'W	454 lbs

MARKERBOARDS & CHALKBOARDS: DURA-RITE / MAGNE-RITE BOARDS



DURA-RITE® WHITEBOARD

- Dura-Rite® Whiteboards provide a wear-resistant and dust-free HPL surface at an affordable price. Taber tests show dust-free Dura-Rite® lasts up to 125 times as long as standard melamine.
- Twenty year limited warranty. Not all sizes, trims, and options are listed. Call for more information.

PART NO.	DIMENSIONS	SHIP WT.
A. ABC TRIM		
212NB*	2'H x 3'W	13 lbs
212NC**	3'H x 4'W	23 lbs
212ND	4'H x 4'W	50 lbs
212NG	4'H x 6'W	67 lbs
212NH	4'H x 8'W	83 lbs
B. DELUXE ALUMINUM TRIM		
212AB*	2'H x 3'W	13 lbs
212AC**	3'H x 4'W	23 lbs
212AD	4'H x 4'W	50 lbs
212AG	4'H x 6'W	67 lbs
212AH	4'H x 8'W	83 lbs

PART NO.	DIMENSIONS	SHIP WT.
C. SOLID OAK TRIM (NATURAL)		
212WB*	2'H x 3'W	13 lbs
212WC**	3'H x 4'W	23 lbs
212WD	4'H x 4'W	50 lbs
212WG	4'H x 6'W	67 lbs
212WH	4'H x 8'W	83 lbs
D. SOLID OAK TRIM (MAHOGANY)		
M212WB*	2'H x 3'W	13 lbs
M212WC**	3'H x 4'W	23 lbs
M212WD	4'H x 4'W	50 lbs
M212WG	4'H x 6'W	67 lbs
M212WH	4'H x 8'W	83 lbs

PART NO.	DIMENSIONS	SHIP WT.
E. PRESIDENTIAL TRIM (SILVER)		
212PB*	2'H x 3'W	13 lbs
212PC**	3'H x 4'W	23 lbs
212PD	4'H x 4'W	50 lbs
212PG	4'H x 6'W	67 lbs
212PH	4'H x 8'W	83 lbs
F. PRESIDENTIAL TRIM (BLACK)		
212PB-T1*	2'H x 3'W	13 lbs
212PC-T1**	3'H x 4'W	23 lbs
212PD-T1	4'H x 4'W	50 lbs
212PG-T1	4'H x 6'W	67 lbs
212PH-T1	4'H x 8'W	83 lbs



MAGNE-RITE WHITEBOARD

- Magne-Rite boards feature a magnetic dry erase double-coated powder-coated steel surface. Glossy surface erases cleanly with no ghosting and provides excellent color contrast with markers.
- Ten year limited warranty. Not all sizes, trims, and options are listed. Call for more information.

PART NO.	DIMENSIONS	SHIP WT.
G. ABC TRIM		
219NB*	2'H x 3'W	15 lbs
219NC**	3'H x 4'W	24 lbs
219ND	4'H x 4'W	60 lbs
219NG	4'H x 6'W	69 lbs
219NH	4'H x 8'W	88 lbs
H. DELUXE ALUMINUM TRIM		
219AB*	2'H x 3'W	15 lbs
219AC**	3'H x 4'W	24 lbs
219AD	4'H x 4'W	60 lbs
219AG	4'H x 6'W	69 lbs
219AH	4'H x 8'W	88 lbs




PART NO.	DIMENSIONS	SHIP WT.
I. PRESIDENTIAL TRIM (SILVER)		
219PB*	2'H x 3'W	15 lbs
219PC**	3'H x 4'W	24 lbs
219PD	4'H x 4'W	60 lbs
219PG	4'H x 6'W	69 lbs
219PH	4'H x 8'W	88 lbs
J. PRESIDENTIAL TRIM (BLACK)		
219PB-T1*	2'H x 3'W	15 lbs
219PC-T1**	3'H x 4'W	24 lbs
219PD-T1	4'H x 4'W	60 lbs
219PG-T1	4'H x 6'W	69 lbs
219PH-T1	4'H x 8'W	88 lbs




PART NO.	DIMENSIONS	SHIP WT.
A. ABC TRIM		
2H1NB*	2'H x 3'W	12 lbs
2H1NC**	3'H x 4'W	22 lbs
2H1ND	4'H x 4'W	35 lbs
2H1NG	4'H x 6'W	62 lbs
2H1NH	4'H x 8'W	77 lbs

PART NO.	DIMENSIONS	SHIP WT.
B. ABC TRIM + MAP RAIL		
2H1AB*	2'H x 3'W	12 lbs
2H1AC**	3'H x 4'W	22 lbs
2H1AD	4'H x 4'W	35 lbs
2H1AG	4'H x 6'W	62 lbs
2H1AH	4'H x 8'W	77 lbs



PART NO.	DIMENSIONS	SHIP WT.
D. ABC BITE + DURA-RITE		
212NB-BT*	2'H x 3'W	13 lbs
212NC-BT**	3'H x 4'W	23 lbs
212ND-BT	4'H x 4'W	50 lbs
212NG-BT	4'H x 6'W	67 lbs
212NH-BT	4'H x 8'W	83 lbs


PART NO.	DIMENSIONS	SHIP WT.
E. PRESIDENTIAL BITE + DURA-RITE		
212PB-BT*	2'H x 3'W	13 lbs
212PC-BT**	3'H x 4'W	23 lbs
212PD-BT	4'H x 4'W	50 lbs
212PG-BT	4'H x 6'W	67 lbs
212PH-BT	4'H x 8'W	83 lbs



TUF-RITE™ WHITEBOARD

- TuF-Rite™ dry erase whiteboard surface provides a vast improvement over standard economy melamine boards. Thermal fuse technology improves erasability and lasts up to three times as long.
- Five year limited warranty. Not all sizes, trims, and options shown. Call for information.

PART NO.	DIMENSIONS	SHIP WT.
C. ORIGIN TRIM (ALUMINUM)		
221OB-01*	2'H x 3'W	12 lbs
221OC-01**	3'H x 4'W	22 lbs
221OD-01	4'H x 4'W	35 lbs
221OG-01	4'H x 6'W	62 lbs
221OH-01	4'H x 8'W	77 lbs

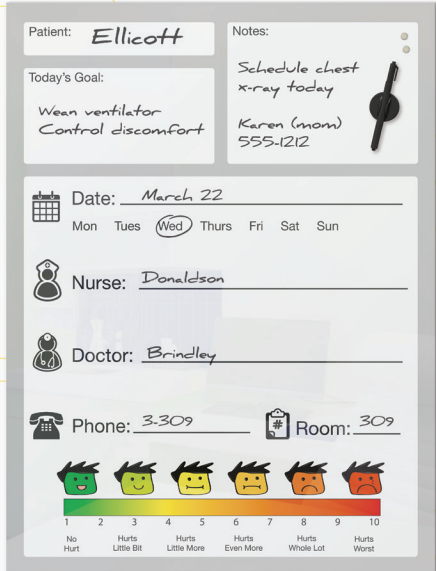


BEST-BITE® WHITEBOARD

- Best-Bite® boards feature a hidden tackless paper holder along the top trim to display items with no damage.
- Unique roller system provides a secure hold and quick release. Simply push in and lift out.
- Featured with Dura-Rite® surface. TuF-Rite™ surface also available.

PART NO.	DIMENSIONS	SHIP WT.
F. ULTRA BITE + DURA-RITE		
2129B-BT*	2'H x 3'W	13 lbs
2129C-BT**	3'H x 4'W	23 lbs
2129D-BT	4'H x 4'W	50 lbs
2129G-BT	4'H x 6'W	67 lbs
2129H-BT	4'H x 8'W	83 lbs

MARKERBOARDS & CHALKBOARDS: SMALL OFFICE & ACCESSORY BOARDS




D

- A. HANG UP BOARD** – Ideal multipurpose board for cubicles and other personal work spaces. Doubles as a magnetic bulletin board. Hang over a cubicle wall with optional cubicle board hangers.
- B. BLACK MAGNETIC GLASS CALENDAR BOARD** – Excellent time management tool in modern stylish magnetic black glass. Includes set of rare earth magnets. Concealed keyhole mounting.
- C. MOSAIC MAGNETIC GLASS BOARDS** – Magnetic dry erase glass squares are available in six versatile hues. Mix and match. Can be mounted individually or butted together to create one large board. Easy to clean. Accepts rare earth magnets. Concealed keyhole mounting. Includes marker and eraser.
- D. PATIENT MAGNETIC GLASS BOARD** – Help improve patient communication and satisfaction. Concealed keyhole mounting. Includes marker, eraser, and a set of two rare earth magnets.
- E. CUSTOMIZABLE MAGNETIC GLASS BOARD** – Features an insert (8" x 8") for removable graphics. Smooth writing and erasing surface. Concealed keyhole mounting. Accepts rare earth magnets. Includes eraser, marker, and set of rare earth magnets.

PART NO.	DESCRIPTION	DIMENSIONS	SHIP WT.
A. HANG UP BOARD			
661AA*	Hang Up Board	1.5'H x 2'W	15 lbs
661AB*	Hang Up Board	2'H x 3'W	22 lbs
56389*	Cubicle Board Hangers (set of 2)	3.5"H x .6"W x 2.8"D	2 lbs
B. BLACK MAGNETIC GLASS CALENDAR			
84109*	Black Magnetic Glass Calendar	17.7"H x 23.6"W	10 lbs
C. MOSAIC MAGNETIC GLASS BOARDS			
84117*	Red	15.8"H x 15.8"W	6 lbs
84118*	Green	15.8"H x 15.8"W	6 lbs
84119*	Aqua	15.8"H x 15.8"W	6 lbs
84120*	Denim Blue	15.8"H x 15.8"W	6 lbs
84121*	Coffee	15.8"H x 15.8"W	6 lbs
84122*	Orange	15.8"H x 15.8"W	6 lbs
D. PATIENT MAGNETIC GLASS BOARD			
84216*	Patient Magnetic Glass Board	23.6"H x 17.7"W	10 lbs
84217*	Patient Magnetic Glass Board	35.4"H x 23.6"W	18 lbs
E. CUSTOMIZABLE MAGNETIC GLASS BOARD			
83854**	Customizable Mag. Glass Board	29.5"H x 29.5"W	19 lbs





E



A

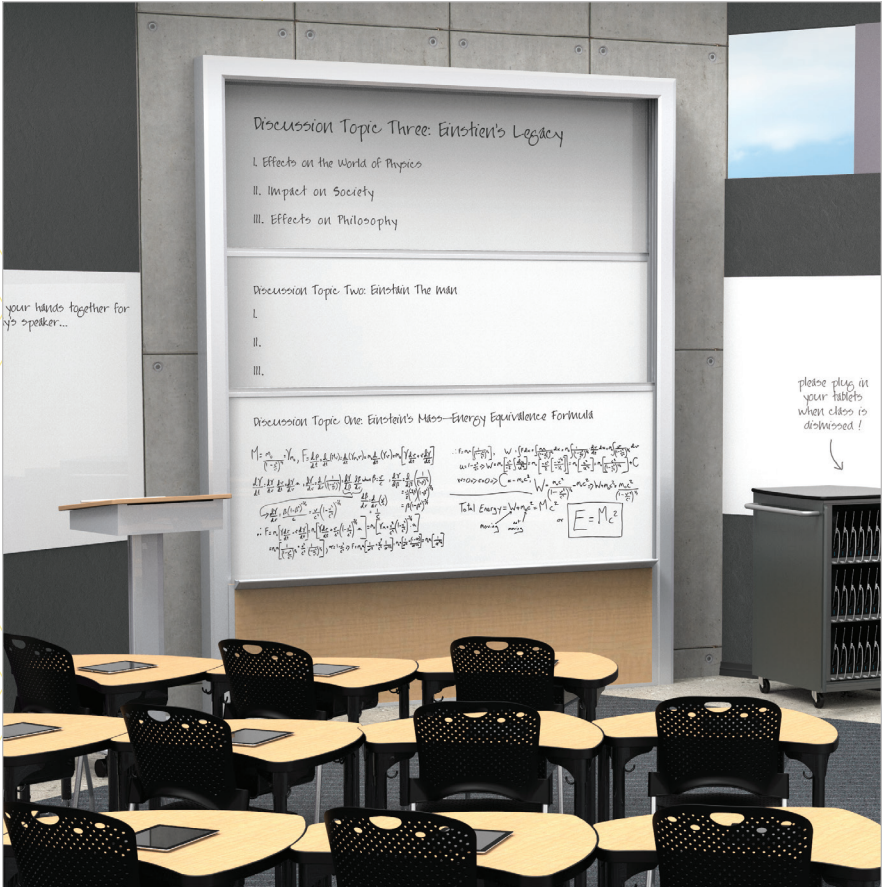


B



- A. COMBINATION BOARDS** – Combine porcelain steel markerboard and natural cork tackboard into one durable and versatile unit. Ideal for any classroom environment.
- All-in-one boards feature anodized aluminum trim with full-length tackable map rail and full-length accessory tray with Dura-Safe® rubber end caps.
 - Available in multiple configurations, sizes, and surfaces. Call for details.
- B. COMBO-RITE BOARDS** – Modular boards mix tackboard and markerboard. Ideal for classrooms, surfaces can be replaced when worn or damaged, saving time and money.
- Anodized aluminum trim features easy to use H-channels to attach panels together, also enabling easy disassembly for panel replacement. Writing surfaces include a full length map rail and accessory tray with Dura-Safe® rubber end caps.
 - Available in multiple configurations, sizes, and surfaces. Call for details.

PART NO.	OVERALL	WHITEBOARD	TACKBOARD	SHIP WT.
A. COMBINATION BOARD – TYPE H				
406-90-PM-X2	4'H x 6'W	3'H x 2'W	4'H x 2'W	102 lbs
408-90-PM-X2	4'H x 8'W	3'H x 4'W	4'H x 2'W	136 lbs
410-90-PM-X2	4'H x 10'W	3'H x 6'W	4'H x 2'W	170 lbs
412-90-PM-X2	4'H x 12'W	3'H x 8'W	4'H x 2'W	217 lbs
416-90-PM-X2	4'H x 16'W	3'H x 8'W	4'H x 4'W	272 lbs
B. COMBO-RITE BOARD – TYPE H				
508-9C-PM-X2	5'H x 8'W	4'H x 4'W	5'H x 2'W	136 lbs
510-9C-PM-X2	5'H x 10'W	4'H x 6'W	5'H x 2'W	170 lbs
512-9C-PM-X2	5'H x 12'W	4'H x 8'W	5'H x 2'W	217 lbs
516-9C-PM-X2	5'H x 16'W	4'H x 8'W	5'H x 4'W	272 lbs



VERTICAL SLIDING BOARDS


- Create maximum workspace with functional panels that slide vertically, saving time and effort, and allowing you to control your lesson with flexibility.
- Available in floor or wall mount units, either surface or recess mounted. Floor mount unit includes kick panel with a 1/2" lightweight substrate available in a variety of finish materials.
- Floor mount units available 8'H or 10'H in widths from 4'W to 16'W.
- Wall mount units available 8'H in widths from 4'W to 16'W.
- Available in one-, two-, or three-track systems. Panels are precisely counterweighted for silky smooth operation.
- Frame is heavy gauge aluminum alloy extrusion with reinforced corners.
- Call for ordering information.



HORIZONTAL SLIDING BOARDS

- Customizable boards feature panels that slide on a smooth track system. Lightweight core material and precise alignment ensure easy operation. Choose from two-, three-, or four-track systems.
- Panels are 4'H and from 6' to 20'W. Available with porcelain steel markerboard or chalkboard, or any tackable surface. Framed with heavy gauge anodized aluminum tubing. Map rail and accessory tray included.

PART NO.	DESCRIPTION	DIMENSIONS	SHIP WT.
HORIZONTAL SLIDING BOARDS			
822HH	2 Track / 2 Panel	4'H x 8'W	350 lbs
822HM	2 Track / 2 Panel	4'H x 12'W	510 lbs
824HM	4 Track / 4 Panel	4'H x 12'W	620 lbs



ADJUSTABLE MODULAR BOARD

- Adjustable Modular Boards let you mix and match different surfaces to fit your needs. Available in dry erase markerboard, chalkboard, or tackboard surfaces.
- Panels are 4'H and either 4' or 8' wide and fit into brackets that attach to 6'H standards. Height adjustable in 2" increments.
- Writing surfaces include a tackable map rail and tray with Dura-Safe® rubber end caps.
- Call for ordering information.

WHITEBOARD TRACK SYSTEM

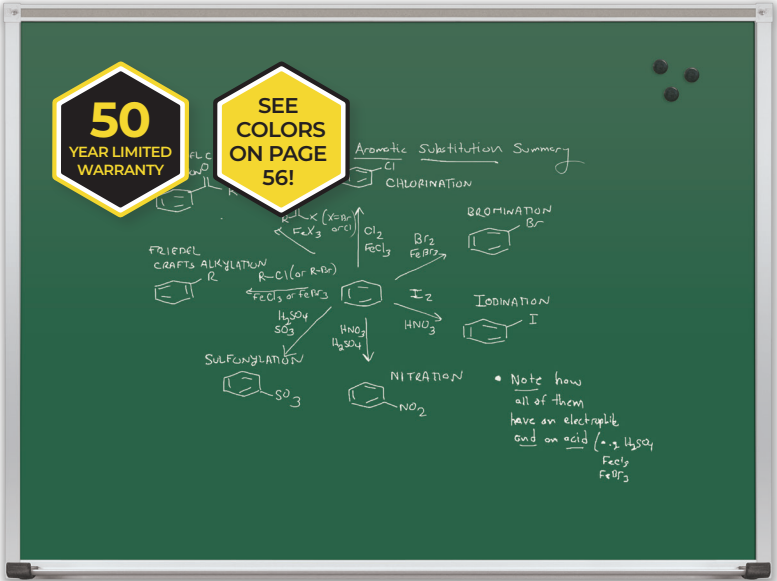
- Available in 6' and 8' lengths. Includes one sliding removable whiteboard panel and full-length tackable cork strip. Also available with a 48"H PV porcelain coated steel wall surface.
- Rolling panels (43.5"H x 31"W) in double-sided porcelain steel. Additional panels available separately. Flip chart clips included.



PART NO.	ITEM	DIMENSIONS	SHIP WT.
PRODUCT			
62850*	6' Track	43.5"H x 72"W	34 lbs
62852**	8' Track	43.5"H x 96"W	36 lbs
62851	6' Track + Base Panel	48"H x 72"W	59 lbs
62853	8' Track + Base Panel	48"H x 96"W	68 lbs
62712*	Sliding Panel	43.5"H x 31"W	27 lbs

PORCELAIN STEEL CHALKBOARD

- Top of the line magnetic porcelain steel surface creates a long-lasting and high-performing chalkboard.
- Doubles as a magnetic tackboard.
- Available in green or black. Other sizes and trims available.
- Fifty year limited warranty.



PART NO.	DIMENSIONS	SHIP WT.
GREEN		
104AA-20*	1.5'H x 2'W	10 lbs
104AB-20*	2'H x 3'W	20 lbs
104AC-20**	3'H x 4'W	36 lbs
104AD-20	4'H x 4'W	69 lbs
104AF-20	4'H x 5'W	84 lbs
104AG-20	4'H x 6'W	94 lbs
104AH-20	4'H x 8'W	120 lbs
104AK-20	4'H x 10'W	146 lbs
104AM-20	4'H x 12'W	194 lbs
104AP-20	4'H x 16'W	243 lbs



tackboards & rails

TACKBOARDS & RAILS: NATURAL CORK BOARDS



PART NO.	DIMENSIONS	SHIP WT.
ALUMINUM TRIM		
301AB*	2'H x 3'W	7 lbs
301AC**	3'H x 4'W	13 lbs
301AD	4'H x 4'W	20 lbs
301AG	4'H x 6'W	30 lbs
301AH	4'H x 8'W	38 lbs

PART NO.	DIMENSIONS	SHIP WT.
PRESIDENTIAL TRIM (SILVER)		
301PB*	2'H x 3'W	10 lbs
301PC**	3'H x 4'W	17 lbs
301PD	4'H x 4'W	42 lbs
301PG	4'H x 6'W	53 lbs
301PH	4'H x 8'W	65 lbs

VALU-TAK NATURAL CORK TACKBOARD

- Natural cork surface creates a traditional, versatile, and economical board.
- Recyclable 1/16" cork surface is bonded to a 1/8" tackable substrate for good tack-holding ability. Cork is durable and self-healing.
- Ten year limited warranty. Has achieved GREENGUARD GOLD Certification.
- Not all sizes, trims, and options are listed. Please call for more information.

PART NO.	DIMENSIONS	SHIP WT.
ULTRA TRIM (SILVER)		
3019B*	2'H x 3'W	7 lbs
3019C**	3'H x 4'W	13 lbs
3019D	4'H x 4'W	20 lbs
3019G	4'H x 6'W	30 lbs
3019H	4'H x 8'W	38 lbs



PART NO.	DIMENSIONS	SHIP WT.
PRESIDENTIAL TRIM (BLACK)		
E300PB-T1*	2'H x 3'W	10 lbs
E300PC-T1**	3'H x 4'W	17 lbs
E300PD-T1	4'H x 4'W	42 lbs
E300PG-T1	4'H x 6'W	53 lbs
E300PH-T1	4'H x 8'W	65 lbs

PART NO.	DIMENSIONS	SHIP WT.
ULTRA TRIM (BLACK)		
E3008B*	2'H x 3'W	10 lbs
E3008C**	3'H x 4'W	17 lbs
E3008D	4'H x 4'W	42 lbs
E3008G	4'H x 6'W	53 lbs
E3008H	4'H x 8'W	65 lbs

BLACK SPLASH-CORK TACKBOARD

- Black Splash-Cork is renewable cork mixed with a tinted binder to create a flexible and self-healing surface.
- Featured with black Presidential and black Ultra trims. Trims and attachment materials are recyclable.
- Has achieved GREENGUARD GOLD Certification. Ten year limited warranty.
- Not all sizes, trims, and options are listed. Call for more information.



PART NO.	DIMENSIONS	SHIP WT.
ALUMINUM TRIM		
302AB*	2'H x 3'W	12 lbs
302AC**	3'H x 4'W	20 lbs
302AD	4'H x 4'W	39 lbs
302AG	4'H x 6'W	49 lbs
302AH	4'H x 8'W	64 lbs

PART NO.	DIMENSIONS	SHIP WT.
ORIGIN TRIM (ALUMINUM)		
302OB-01*	2'H x 3'W	12 lbs
302OC-01**	3'H x 4'W	20 lbs
302OD-01	4'H x 4'W	42 lbs
302OG-01	4'H x 6'W	49 lbs
302OH-01	4'H x 8'W	65 lbs

NATURAL ADD-CORK TACKBOARD

- Natural cork surface creates a traditional, versatile, and economical board.
- Recyclable 1/8" cork surface is bonded to a durable and rigid 3/8" substrate for good tack-holding ability. Cork is durable and self-healing.
- Ten year limited warranty. Has achieved GREENGUARD GOLD Certification.
- Not all sizes, trims, and options are listed. Please call for more information.

PART NO.	DIMENSIONS	SHIP WT.
SOLID OAK TRIM (NATURAL)		
302WB*	2'H x 3'W	12 lbs
302WC**	3'H x 4'W	20 lbs
302WD	4'H x 4'W	39 lbs
302WG	4'H x 6'W	49 lbs
302WH	4'H x 8'W	64 lbs



PART NO.	DIMENSIONS	SHIP WT.
ALUMINUM TRIM		
300AB*	2'H x 3'W	10 lbs
300AC**	3'H x 4'W	17 lbs
300AD	4'H x 4'W	42 lbs
300AG	4'H x 6'W	53 lbs
300AH	4'H x 8'W	65 lbs

PART NO.	DIMENSIONS	SHIP WT.
PRESIDENTIAL TRIM (SILVER)		
300PB*	2'H x 3'W	10 lbs
300PC**	3'H x 4'W	17 lbs
300PD	4'H x 4'W	42 lbs
300PG	4'H x 6'W	53 lbs
300PH	4'H x 8'W	65 lbs

SPLASH-CORK TACKBOARD

- Natural cork is blended with a tinted binder to create Splash-Cork, a tackable surface that adds a subtle element of color to any environment.
- Available in red, green, or blue. Splash-Cork boards are flexible, durable, and self-healing.
- Ten year limited warranty. Has achieved GREENGUARD GOLD Certification.
- Not all sizes, trims, and options are listed. Call for more information.

PART NO.	DIMENSIONS	SHIP WT.
SOLID OAK TRIM (NATURAL)		
300WB*	2'H x 3'W	10 lbs
300WC**	3'H x 4'W	17 lbs
300WD	4'H x 4'W	42 lbs
300WG	4'H x 6'W	53 lbs
300WH	4'H x 8'W	65 lbs



PART NO.	DIMENSIONS	SHIP WT.
ALUMINUM TRIM		
303AB*	2'H x 3'W	14 lbs
303AC**	3'H x 4'W	22 lbs
303AD	4'H x 4'W	44 lbs
303AG	4'H x 6'W	66 lbs
303AH	4'H x 8'W	88 lbs

PART NO.	DIMENSIONS	SHIP WT.
ORIGIN TRIM (ALUMINUM)		
303OB-01*	2'H x 3'W	14 lbs
303OC-01**	3'H x 4'W	22 lbs
303OD-01	4'H x 4'W	44 lbs
303OG-01	4'H x 6'W	66 lbs
303OH-01	4'H x 8'W	88 lbs

NATURAL CORK-PLATE TACKBOARD

- Natural cork surface creates a traditional, versatile, and economical board.
- Recyclable 1/4" cork surface is bonded to an exceptionally durable 1/4" substrate for good tack-holding ability. Cork is durable and self-healing.
- Ten year limited warranty. Has achieved GREENGUARD GOLD Certification.
- Not all sizes, trims, and options are listed. Please call for more information.

PART NO.	DIMENSIONS	SHIP WT.
ORIGIN TRIM (MEDIUM OAK)		
303OB-02*	2'H x 3'W	14 lbs
303OC-02**	3'H x 4'W	22 lbs
303OD-02	4'H x 4'W	44 lbs
303OG-02	4'H x 6'W	66 lbs
303OH-02	4'H x 8'W	88 lbs




PART NO.	DIMENSIONS	SHIP WT.
ALUMINUM TRIM		
322AB*	2'H x 3'W	14 lbs
322AC**	3'H x 4'W	22 lbs
322AD	4'H x 4'W	44 lbs
322AG	4'H x 6'W	66 lbs
322AH	4'H x 8'W	88 lbs

PART NO.	DIMENSIONS	SHIP WT.
SOLID OAK TRIM (NATURAL)		
322WB*	2'H x 3'W	14 lbs
322WC**	3'H x 4'W	22 lbs
322WD	4'H x 4'W	44 lbs
322WG	4'H x 6'W	66 lbs
322WH	4'H x 8'W	88 lbs

COLORED CORK TACKBOARD

- Colored Cork Tackboards feature colorful and durable Forbo® linoleum, produced from natural and renewable raw materials.
- Board is a sustainable, low maintenance, and self-sanitizing, making it a practical choice for classrooms and healthcare spaces.
- Ten year limited warranty. Has achieved GREENGUARD GOLD Certification.
- Not all sizes, trims, and options are listed. Call for more information.

PART NO.	DIMENSIONS	SHIP WT.
SOLID OAK TRIM (MAHOGANY)		
M322WB*	2'H x 3'W	14 lbs
M322WC**	3'H x 4'W	22 lbs
M322WD	4'H x 4'W	44 lbs
M322WG	4'H x 6'W	66 lbs
M322WH	4'H x 8'W	88 lbs



FABRIC COVERED TACKBOARDS

- Durable and non-fraying fabric over a lightweight tackable substrate creates an economical and attractive tackboard.
- Fab-Tak features fabric over a tackable substrate. Add-Cork adds a 1/8" layer of cork, and Cork-Plate adds a 1/4" layer of cork.
- Ten year limited warranty. Has achieved GREENGUARD GOLD Certification.
- Not all sizes, trims, and options are listed. Please call for more information.

BEST VALUE!

PART NO.	DIMENSIONS	SHIP WT.
FAB-TAK – ALUMINUM TRIM		
331AB*	2'H x 3'W	14 lbs
331AC**	3'H x 4'W	22 lbs
331AD	4'H x 4'W	41 lbs
331AG	4'H x 6'W	52 lbs
331AH	4'H x 8'W	63 lbs

SELECT BOARD

PART NO.	DIMENSIONS	SHIP WT.
FABRIC ADD-CORK – ALUMINUM TRIM		
332AB*	2'H x 3'W	12 lbs
332AC**	3'H x 4'W	20 lbs
332AD	4'H x 4'W	39 lbs
332AG	4'H x 6'W	49 lbs
332AH	4'H x 8'W	64 lbs

PREMIUM BOARD

PART NO.	DIMENSIONS	SHIP WT.
FABRIC CORK-PLATE – ALUMINUM TRIM		
333AB*	2'H x 3'W	14 lbs
333AC**	3'H x 4'W	22 lbs
333AD	4'H x 4'W	44 lbs
333AG	4'H x 6'W	66 lbs
333AH	4'H x 8'W	88 lbs



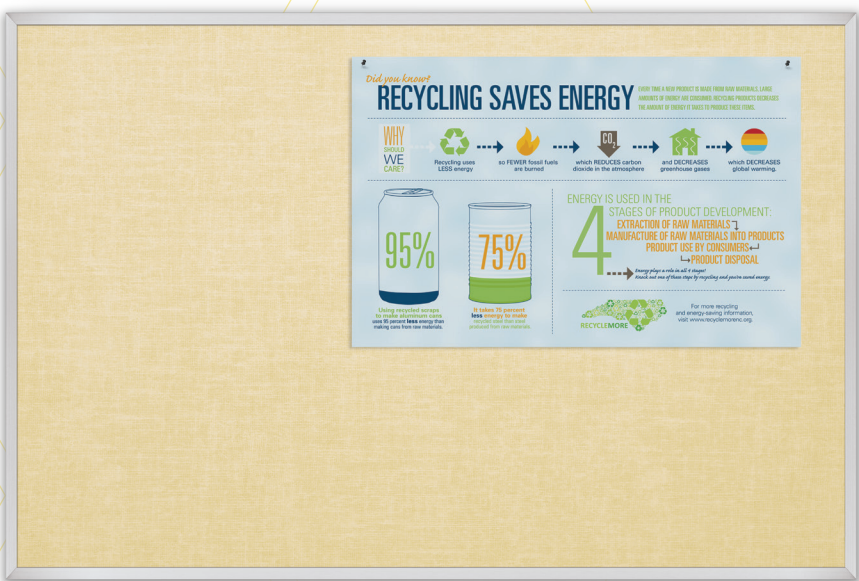
RUBBER-TAK® TACKBOARDS

- Rubber-Tak tackboards are made with recycled rubber, providing superior resilience and self-healing qualities.
- Rubber naturally resists most chemicals and stain- and odor-causing microbes, and is easy to clean and maintain.
- Virtually indestructible, Rubber-Tak is ideal for classrooms, hallways, auditoriums, fitness areas, industrial spaces, and other high traffic areas, offering excellent sound and shock absorbency.
- Fifty year limited warranty. Has achieved GREENGUARD GOLD Certification.
- Not all sizes, trims, and options are listed. Please call for more information.

PART NO.	DIMENSIONS	SHIP WT.
ALUMINUM TRIM		
321AB*	2'H x 3'W	10 lbs
321AC**	3'H x 4'W	17 lbs
321AD	4'H x 4'W	42 lbs
321AG	4'H x 6'W	54 lbs
321AH	4'H x 8'W	66 lbs

PART NO.	DIMENSIONS	SHIP WT.
PRESIDENTIAL TRIM (SILVER)		
321PB*	2'H x 3'W	10 lbs
321PC**	3'H x 4'W	17 lbs
321PD	4'H x 4'W	42 lbs
321PG	4'H x 6'W	54 lbs
321PH	4'H x 8'W	66 lbs

PART NO.	DIMENSIONS	SHIP WT.
PRESIDENTIAL TRIM (BLACK)		
321PB-T1*	2'H x 3'W	10 lbs
321PC-T1**	3'H x 4'W	17 lbs
321PD-T1	4'H x 4'W	42 lbs
321PG-T1	4'H x 6'W	54 lbs
321PH-T1	4'H x 8'W	66 lbs



VINYL COVERED TACKBOARDS

- Fabric-backed vinyl over lightweight substrate makes an economical, low maintenance, and attractive tackboard.
- Vin-Tak features vinyl over a tackable substrate. Add-Cork adds a 1/8" layer of cork, and Cork-Plate adds a 1/4" layer of cork.
- Ten year limited warranty. Has achieved GREENGUARD GOLD Certification.
- Not all sizes, trims, and options are listed. Please call for more information.

BEST VALUE!

PART NO.	DIMENSIONS	SHIP WT.
VIN-TAK – ALUMINUM TRIM		
311AB*	2'H x 3'W	14 lbs
311AC**	3'H x 4'W	22 lbs
311AD	4'H x 4'W	41 lbs
311AG	4'H x 6'W	52 lbs
311AH	4'H x 8'W	63 lbs

SELECT BOARD

PART NO.	DIMENSIONS	SHIP WT.
VINYL ADD-CORK – ALUMINUM TRIM		
312AB*	2'H x 3'W	12 lbs
312AC**	3'H x 4'W	20 lbs
312AD	4'H x 4'W	39 lbs
312AG	4'H x 6'W	49 lbs
312AH	4'H x 8'W	64 lbs

PREMIUM BOARD

PART NO.	DIMENSIONS	SHIP WT.
VINYL CORK-PLATE – ALUMINUM TRIM		
313AB*	2'H x 3'W	14 lbs
313AC**	3'H x 4'W	22 lbs
313AD	4'H x 4'W	44 lbs
313AG	4'H x 6'W	66 lbs
313AH	4'H x 8'W	88 lbs



PEBBLES VINYL TACKBOARD

- Pebbles Vinyl is fabric-backed for stability and durability, and features an attractive texture to hide pinholes.
- Easy to clean vinyl is laminated to a lightweight tackable substrate. Pebbles Vinyl is treated to resist the growth of odor- and stain-causing microbes.
- Ten year limited warranty. Has achieved GREENGUARD GOLD Certification.
- Not all sizes, trims, and options are listed. Please call for more information.

PART NO.	DIMENSIONS	SHIP WT.
ALUMINUM TRIM		
311AB-PV*	2'H x 3'W	14 lbs
311AC-PV**	3'H x 4'W	22 lbs
311AD-PV	4'H x 4'W	41 lbs
311AG-PV	4'H x 6'W	52 lbs
311AH-PV	4'H x 8'W	63 lbs

PART NO.	DIMENSIONS	SHIP WT.
PRESIDENTIAL TRIM (SILVER)		
311PB-PV*	2'H x 3'W	14 lbs
311PC-PV**	3'H x 4'W	22 lbs
311PD-PV	4'H x 4'W	41 lbs
311PG-PV	4'H x 6'W	52 lbs
311PH-PV	4'H x 8'W	63 lbs


PART NO.	DIMENSIONS	SHIP WT.
ULTRA TRIM (SILVER)		
3119B-PV*	2'H x 3'W	14 lbs
3119C-PV**	3'H x 4'W	22 lbs
3119D-PV	4'H x 4'W	41 lbs
3119G-PV	4'H x 6'W	52 lbs
3119H-PV	4'H x 8'W	63 lbs

TACKBOARDS & RAILS: TACK RAILS



- BEST-BITE® TACKLESS PAPER HOLDERS**
- Best-Bite tackless paper holders are an innovative and safe way to display documents, posters or pictures without leaving unsightly and damaging holes.
 - Unique roller system provides a secure hold and quick release. Simply push in and lift out.
 - Available in a variety of lengths to apply on a wall or above a whiteboard.
 - Ten year limited warranty.

PART NO.	DIMENSIONS	SHIP WT.
SET OF 6		
505-0*	1.5"H x 7"W	2 lbs
505-1*	1.5"H x 12"W	4 lbs
505-2*	1.5"H x 24"W	5 lbs
505-3*	1.5"H x 36"W	7 lbs
505-4*	1.5"H x 48"W	10 lbs
505-6**	1.5"H x 72"W	12 lbs




- MAP RAILS**
- Durable map rails turn any empty wall space into instant display space. Available in 1" or 2" high rails with an ash colored cork tackable insert. Extrusion is anodized aluminum.
 - Sold in sets of six. Hook clips, flag holders, map winders, and end stops sold separately.

PART NO.	DIMENSIONS	SHIP WT.
1" MAP RAILS (SET OF 6)		
522D-07*	1"H x 4"W	6 lbs
522G-07*	1"H x 6"W	8 lbs
522H-07*	1"H x 8"W	10 lbs
522K-07	1"H x 10"W	14 lbs
522M-07	1"H x 12"W	18 lbs
1" MAP RAIL ACCESSORIES		
510*	Hook Clip	1 lb
512*	Flag Holder	1 lb
514*	Map Winders (2)	1 lb
516*	End Stops (2)	1 lb
2" MAP RAILS (SET OF 6)		
523D-07*	2"H x 4"W	8 lbs
523G-07*	2"H x 6"W	14 lbs
523H-07*	2"H x 8"W	18 lbs
523K-07	2"H x 10"W	22 lbs
523M-07	2"H x 12"W	33 lbs
2" MAP RAIL ACCESSORIES		
511*	Hook Clip	1 lb
513*	Flag Holder	1 lb
515*	Map Winders (2)	1 lb
517*	End Stops (2)	1 lb




- TACK-BITE®**
- Features a unique roller system to provide a secure hold and quick release.
 - Natural cork tackable insert for even more versatility.
 - Accessories available. Ten year limited warranty.

PART NO.	DIMS	WT.
SET OF 6		
504-0*	2.5"H x 7"W	2 lbs
504-1*	2.5"H x 12"W	4 lbs
504-2*	2.5"H x 24"W	5 lbs
504-3*	2.5"H x 36"W	7 lbs
504-4*	2.5"H x 48"W	10 lbs
504-6**	2.5"H x 72"W	12 lbs




- RUBBER-TAK® TACKSTRIPS**
- Made from ¼" thick recycled rubber for a durable surface.
 - Self-adhesive tackstrips mount anywhere for instant display space. Available in a variety of colors.

PART NO.	DIMS	WT.
SET OF 6		
309S2*	1.6"H x 24"W	5 lbs
309S4*	1.6"H x 48"W	10 lbs
309S6	1.6"H x 72"W	15 lbs
309S8	1.6"H x 96"W	20 lbs




- TACKBOARD DISPLAY PANEL**
- Tackboard Display Panels turn any blank wall into instant display space.
 - Ideal for hanging artwork, posters, maps, or other information.
 - Available in natural cork or in easy to clean vinyl over a lightweight substrate.
 - Ten year limited warranty.

PART NO.	DIMENSIONS	SHIP WT.
PRODUCT		
507AG**	11.8"H x 72"W	12 lbs
507AH	11.8"H x 96"W	16 lbs



- BULLETIN BARS**
- Tackable cork strip encased in a 1" satin aluminum extrusion.
 - Available in a variety of lengths.
 - Sold in packages of 12 with a set of 40 push pins.

PART NO.	DIMS	WT.
SET OF 12		
558-1*	1"H x 12"W	3 lbs
558-2*	1"H x 24"W	5 lbs
558-3*	1"H x 36"W	8 lbs
558-4*	1"H x 48"W	10 lbs



- CORK STRIPS**
- Turn any wall into instant display space. Made with a layer of ¼" natural cork laminated to ¾" hardboard for durability. Sold in sets of six. Comes with free set of push pins.

PART NO.	DIMENSIONS	SHIP WT.
SET OF 6		
508*	1.8"H x 48"W	5 lbs



- TACKBOARD DISPLAY RAIL**
- Tackboard Display Rails turn any blank wall into instant display space.
 - Ideal for hanging artwork, posters, maps, or other information.
 - Available in natural cork or in easy to clean vinyl over a lightweight substrate.
 - Ten year limited warranty.

PART NO.	DIMENSIONS	SHIP WT.
PRODUCT		
506AG**	3"H x 72"W	12 lbs
506AH	3"H x 96"W	16 lbs



mobile boards & easels



A. VISIONARY® MOVE MOBILE GLASS BOARD

- Modern double-sided magnetic glass gives you style and smooth writability. Erases without ghosting.
- Steel-backed tempered safety glass surface available in multiple colors to match any environment. Accepts rare earth magnets.
- Available in two sizes. Smaller surface measures 47.2"H x 35.4"W. Larger surface measures 47.2"H x 70.9"W.
- Board can be set at either 60.5"H or 72.8"H for ideal viewing.
- Standard version features a platinum frame. Colors version features a white frame. Includes dual-wheel locking casters.

B. ENLIGHTEN MOBILE GLASS BOARD

- Compact board features a double-sided tempered safety glass non-magnetic surface. Measures 47.2"H x 35.4"W.
- Silver powder-coated steel trim with dual-wheel casters. Includes accessory tray on each side.

PART NO.	DESCRIPTION	DIMENSIONS	SHIP WT.
A. VISIONARY MOVE (PLATINUM FRAME)			
74950	Small – Gloss White	72.8"H x 38.3"W x 25.9"D	156 lbs
74951	Large – Gloss White	72.8"H x 73.1"W x 25.9"D	360 lbs
74950B	Small – Gloss Black	72.8"H x 38.3"W x 25.9"D	156 lbs
74951B	Large – Gloss Black	72.8"H x 73.1"W x 25.9"D	360 lbs
A. VISIONARY MOVE COLORS (WHITE FRAME)			
74965-XXXX	Small – Specify Color	72.8"H x 38.3"W x 25.9"D	156 lbs
74973-XXXX	Large – Specify Color	72.8"H x 73.1"W x 25.9"D	360 lbs
B. ENLIGHTEN MOBILE GLASS BOARD			
74954	Gloss White	72.5"H x 40"W x 26"D	127 lbs



HIERARCHY GROW & ROLL MOBILE GLASS BOARD

- Ideal for use in collaborative learning environments, the dual-sided magnetic glass markerboard allows for multiple users, while the floor to stand surface maximizes use.
- Moves easily wherever you want it!
- Glass available in several colors. Choose the color that will accent the design of your environment.
- Available in two sizes. Standard with two locking and two non-locking casters.

PART NO.	DESCRIPTION	DIMENSIONS	SHIP WT.
PRODUCT			
84425-XXXX	Small – Specify Color	52.2"H x 35.7"W x 23.5"D	150 lbs
84426-XXXX	Large – Specify Color	73.2"H x 47.6"W x 23.5"D	350 lbs

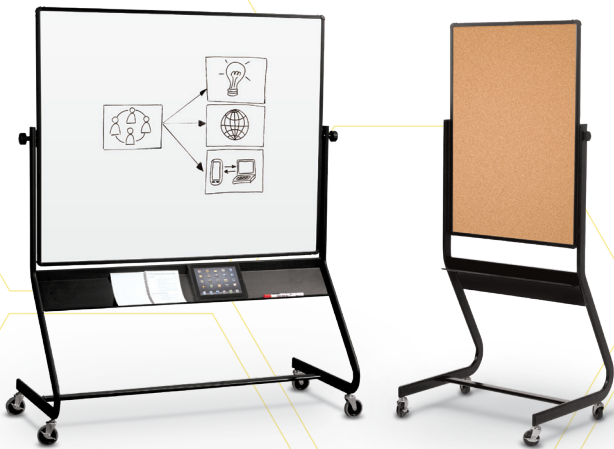


VISIONARY® CURVE MOBILE GLASS BOARD

- Panel is beautiful and modern double-sided magnetic glass, giving you style as well as a surface that provides unmatched writability and erases without ghosting.
- Tempered safety glass surface accepts rare earth magnets.
- Silver frame available with white glass. White frame available in several colors.
- Wide base design includes dual-wheel locking casters.

PART NO.	DESCRIPTION	DIMENSIONS	SHIP WT.
PRODUCT			
74955	White Glass + Silver Frame	72"H x 40.5"W x 23.7"D	95 lbs
74957-XXXX	Specify Color + White Frame	68.8"H x 36"W x 22.8"D	144 lbs

MOBILE BOARDS & EASELS: MOBILE REVERSIBLE BOARDS



EURO® MOBILE REVERSIBLE BOARD

- Panel rotates 360° on a pivot hinge, and locks into place with the turn of a knob. Trim includes a full-length accessory tray for style and stability. Wide base design includes nesting legs, and 4" locking casters.
- Not all surface options listed. Call for information.

PART NO.	SURFACE	DIMENSIONS	SHIP WT.
40"H X 30"W PANEL			
667RU-DD**	Porcelain Steel	77.5"H x 32.5"W x 30.5"D	70 lbs
667RU-DC**	Porcelain Steel / Cork	77.5"H x 32.5"W x 30.5"D	63 lbs
4'H X 6'W PANEL			
667RG-DD	Porcelain Steel	80"H x 74.5"W x 30.5"D	166 lbs
667RG-DC	Porcelain Steel / Cork	80"H x 74.5"W x 30.5"D	148 lbs



LUMINA™ MOBILE REVERSIBLE BOARD

- HPL whiteboard panel rotates 360° on a pivot hinge, and locks into place with the turn of a knob.
- Trim includes a full-length accessory tray for storage and stability.
- Wide base design includes 3" locking casters.

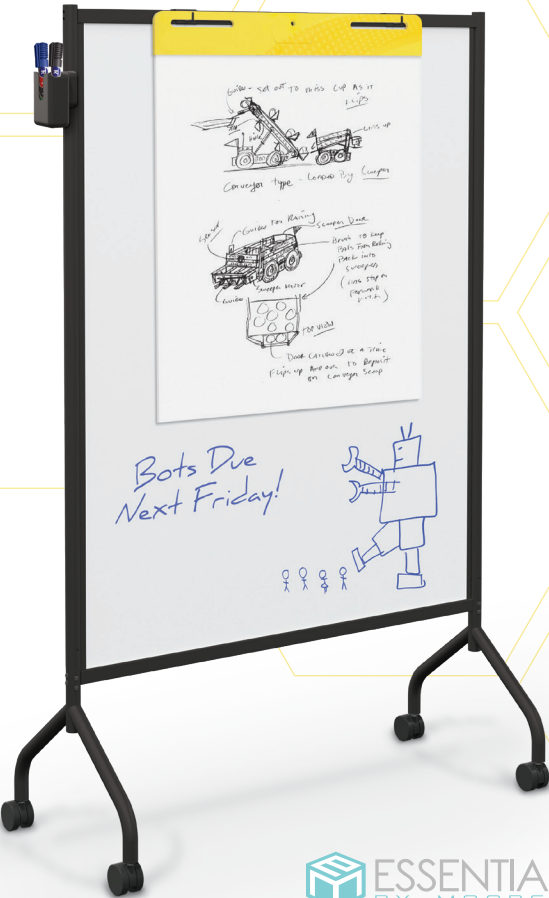
PART NO.	PANEL SIZE	DIMENSIONS	SHIP WT.
PRODUCT			
623B2**	40"H x 30"W	74.8"H x 35"W x 24"D	65 lbs
623B3	4'H x 5'W	77.3"H x 65"W x 24"D	120 lbs



PLATINUM MOBILE REVERSIBLE BOARD

- Get up to twice the functional space of a wall-mounted board.
- Mobile boards are double-sided and available in a variety of surface combinations. Not all surface options are listed.
- Trimmed with modern anodized aluminum, rotates 360° on a pivot hinge, and locks into place with the turn of a knob.
- Includes a full-length accessory tray with perforated panel.
- Available in multiple sizes. Wide base design includes molded bumpers to protect walls, and 3" locking casters.

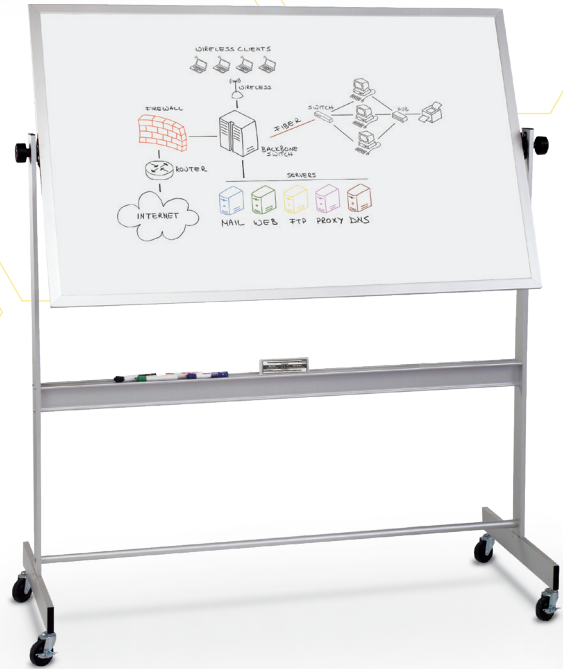
PART NO.	SURFACE	DIMENSIONS	SHIP WT.
40"H X 30"W PANEL			
669RU-DD**	Porcelain Steel	78.3"H x 37.5"W x 24"D	66 lbs
669RU-DC**	Porcelain Steel / Cork	78.3"H x 37.5"W x 24"D	72 lbs
4'H X 6'W PANEL			
669RG-DD	Porcelain Steel	79.5"H x 79.8"W x 24"D	134 lbs
669RG-DC	Porcelain Steel / Cork	79.5"H x 79.8"W x 24"D	147 lbs
4'H X 8'W PANEL			
669RH-DD	Porcelain Steel	79.5"H x 103.8"W x 24"D	209 lbs
669RH-DC	Porcelain Steel / Cork	79.5"H x 103.8"W x 24"D	191 lbs



ESSENTIALS MOBILE WHITEBOARD

- Board doubles as a small room or space divider. Aluminum trim in platinum or black. Choose magnetic or non-magnetic surface.
- Double-sided surfaces measure 38.5"W x 54"H. Flip chart hooks included. Marker cup attached to the frame also included.
- Wide base design provides stability and heavy duty locking casters give you easy mobility.

PART NO.	DESCRIPTION	DIMENSIONS	SHIP WT.
PRODUCT			
62541	Platinum (Non-Magnetic)	71.8"H x 42"W x 21"D	46 lbs
62542	Platinum (Magnetic)	71.8"H x 42"W x 21"D	50 lbs
62543	Black (Non-Magnetic)	71.8"H x 42"W x 21"D	46 lbs
62544	Black (Magnetic)	71.8"H x 42"W x 21"D	50 lbs



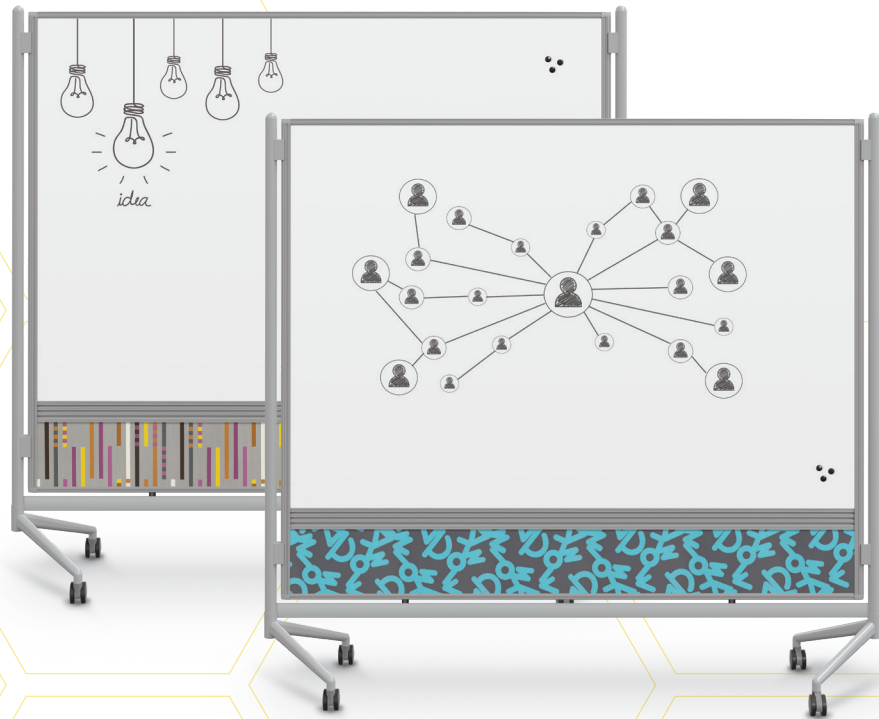
DELUXE MOBILE REVERSIBLE BOARD

- Get up to twice the functional space of a wall-mounted board.
- Mobile boards are double-sided and available in a variety of surface combinations. Not all surface options are listed.
- Trimmed with traditional anodized aluminum, rotates 360° on a pivot hinge, and locks into place with the turn of a knob.
- Includes a full-length accessory.
- Available in multiple sizes. Wide base design with 3" locking casters.

PART NO.	SURFACE	DIMENSIONS	SHIP WT.
40"H X 30"W PANEL			
668AC-DD**	Porcelain Steel	76.5"H x 35"W x 24"D	60 lbs
668AC-DC**	Porcelain Steel / Cork	76.5"H x 35"W x 24"D	75 lbs
4'H X 5'W PANEL			
668AF-DD	Porcelain Steel	79.5"H x 65"W x 24"D	116 lbs
668AF-DC	Porcelain Steel / Cork	79.5"H x 65"W x 24"D	105 lbs

PART NO.	SURFACE	DIMENSIONS	SHIP WT.
4'H X 6'W PANEL			
668AG-DD	Porcelain Steel	79.5"H x 77"W x 24"D	130 lbs
668AG-DC	Porcelain Steel / Cork	79.5"H x 77"W x 24"D	114 lbs
4'H X 8'W PANEL			
668AH-DD	Porcelain Steel	79.5"H x 101"W x 24"D	170 lbs
668AH-DC	Porcelain Steel / Cork	79.5"H x 101"W x 24"D	114 lbs





D.O.C. PARTITION – CUSTOM FABRIC PANEL

- Newly available with a customizable fabric panel to match your soft seating or any other environment, versatile and multifunctional D.O.C. Partitions allow you to divide, organize, and customize a work or display area however you choose.
- Mobile double-sided dividers with fabric panel offered with porcelain steel surfaces. Other custom combinations available by special quote.
- Three panel sizes available for maximum configuration flexibility.
- Panels are trimmed in modern anodized aluminum.
- Decorative kick panel below is finished in your choice of fabrics. See available fabrics at Mayer Fabrics and Momentum Textiles. Not all fabrics will be suitable for use on the D.O.C.; please contact your sales representative for more information.
- Leg design minimizes gapping, and connectors are available to join panels at 90° or 180° angles. Base includes locking casters.

PART NO.	SURFACE	PANEL SIZE	OVERALL DIMENSIONS	SHIP WT.
PRODUCT				
661AD-DD-XXXX	Porcelain Steel / Porcelain Steel	58"H x 46.3"W	73"H x 52"W x 20"D	120 lbs
661AG-DD-XXXX	Porcelain Steel / Porcelain Steel	58"H x 70.3"W	73"H x 76"W x 20"D	180 lbs
661AH-DD-XXXX	Porcelain Steel / Porcelain Steel	58"H x 94.5"W	73"H x 100"W x 20"D	220 lbs



D.O.C. PARTITION

- Versatile and multifunctional D.O.C. Partitions allow you to divide, organize, and customize a work or display area however you choose.
- Mobile double-sided dividers offered in multiple surface configurations. Not all are listed. Call for information.
- Three panel sizes available for maximum configuration flexibility.
- Panels are trimmed in modern anodized aluminum.
- Decorative kick panel below is finished in anodized aluminum.
- Leg design minimizes gapping, and connectors are available to join panels at 90° or 180° angles. Base includes locking casters.



PART NO.	SURFACE	PANEL SIZE	OVERALL DIMENSIONS	SHIP WT.
PRODUCT				
661AD-DD	Porcelain Steel / Porcelain Steel	58"H x 46.3"W	73"H x 52"W x 20"D	120 lbs
661AG-DD	Porcelain Steel / Porcelain Steel	58"H x 70.3"W	73"H x 76"W x 20"D	180 lbs
661AH-DD	Porcelain Steel / Porcelain Steel	58"H x 94.5"W	73"H x 100"W x 20"D	220 lbs



DIVVY D.O.C. PARTITION

- Divide, organize, customize, and now modernize! With ultra stylish multi-panel Divvy DOC room dividers, you can add instant color and texture (and functional whiteboard) to any space, in a truly unique ready-to-roll room divider!
- Mobile double-sided dividers include a variety of attractive and colorful surfaces to add style and function to any environment, while also offering privacy, acoustic shielding, and easy configuration.
- Available in two quick ship configurations.
- Panels are trimmed in specially designed anodized aluminum.
- Leg design minimizes gapping, and connectors are available to join panels at 90° or 180° angles. Locking casters keep the Divvy in place.
- Your options for a custom Divvy DOC are virtually limitless: fabric to coordinate with your soft seating or other color scheme, laminate, whiteboard, or tack surfaces. Contact your sales rep and get our design team to help create an amazing divider just for you!

PART NO.	DESCRIPTION	PANEL SIZE	OVERALL DIMENSIONS	SHIP WT.
PRODUCT				
661DG-L2	Standard	58"H x 70.3"W	73"H x 76"W x 20"D	160 lbs
661DG-L3	Balanced	58"H x 70.3"W	73"H x 76"W x 20"D	160 lbs
661DG-CUSTOM	Custom	58"H x 70.3"W	73"H x 76"W x 20"D	160 lbs



D.O.C. GLASS PARTITION

- Get the freedom to divide, organize, and customize your space to fit your individual needs
- Modular panels move wherever needed to create whatever space is needed; locking swivel casters keep them in place. Two panel sizes available for maximum configuration flexibility.
- Double sided in tempered safety glass to provide smooth writability and erasability. Glass is backed with steel to accept rare earth magnets.
- Divider comes standard with gloss white glass; other glass colors and custom options are available.
- Trimmed in modern anodized aluminum available in either silver or black.
- Leg design minimizes gapping, and connectors are available to join panels at 90° or 180° angles. Base includes locking casters.
- Decorative kickplate is finished in your choice of laminates. Choose from one of our in stock options or customize.

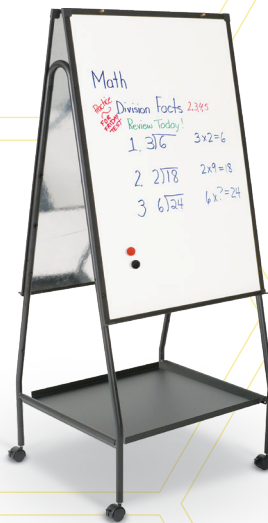

PART NO.	DESCRIPTION	PANEL SIZE	OVERALL DIMENSIONS	SHIP WT.
PRODUCT				
8221D-XXXX	Black Frame + White Glass	58"H x 46.3"W	73"H x 52"W x 20"D	360 lbs
8221G-XXXX	Black Frame + White Glass	58"H x 69.6"W	73"H x 75.4"W x 20"D	540 lbs
8201D-XXXX	Silver Frame + White Glass	58"H x 46.3"W	73"H x 52"W x 20"D	360 lbs
8201G-XXXX	Silver Frame + White Glass	58"H x 69.6"W	73"H x 75.4"W x 20"D	540 lbs



EXPANDING NEST EASEL

- Double sided in magnetic or laminate dry erase surface, this versatile easel will keep your group interactions and meetings organized and fun.
- Main surface (40.8"H x 28.8"W) includes accessory tray and flip chart hooks on each side.
- Add optional melamine side panels to get extra room for notes or ideas. Each measures 23"H x 15"W and hooks easily to the frame.
- Can be set to 65" or 72" high. Includes perforated storage box and 2" locking casters. Nests for easy transport and compact storage.
- Has achieved GREENGUARD GOLD Certification.

PART NO.	DESCRIPTION	DIMENSIONS	SHIP WT.
PRODUCT			
785E-DD*	Magnetic	72"H x 34.8"W x 24"D	69 lbs
785E-HH*	Laminate	72"H x 34.8"W x 24"D	57 lbs
785EP-1*	Extra Panel (1)	23"H x 15"W	4 lbs
785EP-4*	Extra Panel (4)	23"H x 15"W	12 lbs



NEST EASEL

- Available with silver or black powder-coated steel frame with either magnetic or laminate whiteboard surfaces. Surface measures 40.8"H x 28.8"W.
- Features accessory tray, flip chart hooks, and storage box.
- Can be adjusted to 65" or 72" high. Base includes 2" casters.

PART NO.	DESCRIPTION	DIMENSIONS	SHIP WT.
PRODUCT			
781*	Black (Laminate)	72"H x 34.8"W x 24"D	57 lbs
781P*	Black (Magnetic)	72"H x 34.8"W x 24"D	69 lbs
785*	Silver (Laminate)	72"H x 34.8"W x 24"D	57 lbs
785P*	Silver (Magnetic)	72"H x 34.8"W x 24"D	69 lbs

WHEASEL®

- Available in framed with a magnetic porcelain steel surface or unframed with a melamine surface.
- Flip chart hooks included. Melamine comes with plastic hooks and porcelain includes brass.
- Adjusts in height to 59.5" or 65" high. Marker tray, flip chart hooks, storage tray, and 2" casters included.

PART NO.	DESCRIPTION	DIMENSIONS	SHIP WT.
PRODUCT			
770**	Porcelain Steel	65"H x 28.8"W x 27"D	55 lbs
759**	Melamine	65"H x 28.8"W x 27"D	45 lbs



Ogee CURVED EASEL

- The curved whiteboard surface on the Ogee Curved Easel maximizes the use of the writing surface while giving it a sleek high end design look.
- Surface measures 72"H x 36"W. Curved bottom makes writing on the lower portion of the board easier.
- Available with porcelain steel or Magne-Rite surface.
- Middle storage tray also functions as a handle to easily move the Ogee around wherever it's needed. Great for space division. Boards link using the handle.
- Comes standard with a marker tray, and bottom shelf provides storage space.

PART NO.	DESCRIPTION	DIMENSIONS	SHIP WT.
PRODUCT			
55471-DD	Porcelain Steel	74.3"H x 36.5"W x 23.5"D	107 lbs
55471-PP	Magne-Rite	74.3"H x 36.5"W x 23.5"D	107 lbs



STORAGE WHEASEL®

- Mobile Storage Wheasel features dry erase whiteboard space and supply storage in one convenient unit.
- Choose from unframed melamine or framed porcelain steel.
- Includes four spacious storage tubs that fit in bottom rack. Optional middle rack holds two additional storage tubs.

PART NO.	DESCRIPTION	DIMENSIONS	SHIP WT.
PRODUCT			
762**	Melamine	65"H x 28.5"W x 29"D	39 lbs
763**	Porcelain Steel	65"H x 28.5"W x 29"D	40 lbs
764*	Storage Rack + Tubs	4.3"H x 28.5"W x 12"D	9 lbs



BEST
VALUE!



MODIFIER XV HEIGHT
ADJUSTABLE EASEL

- Double sided panel lifts out with ease, and can be positioned at two heights, 50" or 67".
- Use as an easel or even as a privacy panel, adding whiteboard function while providing workspace separation.
- Available in a variety of surface combinations including whiteboard and tackable vinyl. Melamine whiteboard surface is unframed.
- Featured anodized aluminum trim in either silver or black with durable locking casters. Includes handy marker cup and 2" casters (two locking).
- Has achieved GREENGUARD GOLD Certification.

PART NO.	DESCRIPTION	DIMENSIONS	SHIP WT.
SILVER FRAME			
795AC-HH*	Dura-Rite	67"H x 34"W x 24"D	75 lbs
795AC-HV*	Dura-Rite /Vinyl	67"H x 34"W x 24"D	75 lbs
795AC-WW*	Melamine	67"H x 34"W x 24"D	75 lbs
795AC-VV*	Vinyl	67"H x 34"W x 24"D	75 lbs
BLACK FRAME			
B795AC-HH*	Dura-Rite	67"H x 34"W x 24"D	75 lbs
B795AC-HV*	Dura-Rite /Vinyl	67"H x 34"W x 24"D	75 lbs
B795AC-WW*	Melamine	67"H x 34"W x 24"D	75 lbs
B795AC-VV*	Vinyl	67"H x 34"W x 24"D	75 lbs



FOLDING WHEASEL®

- Includes two melamine surfaces, with two flip chart hooks and accessory tray on each side.
- Height adjustable in two positions: 58.5" or 65"H.
- Middle shelf provides storage space. Frame folds for storage and includes 2" locking casters.

PART NO.	DIMENSIONS	SHIP WT.
PRODUCT		
778**	65"H x 28.8"W x 28.5"D	43 lbs



ECO WHEASEL®

- Surfaces measure 23"H x 28.8"W. Each includes a tray and two flip chart hooks. Includes middle accessory tray. Optional bottom tray is available.
- White powder-coated steel frame folds for storage and includes 2" casters (two locking).

PART NO.	ITEM	DIMENSIONS	SHIP WT.
PRODUCT			
786**	Eco Wheasel	58"H x 29.8"W x 28.8"D	51 lbs
786-OT*	Storage Tray	23.5"W x 28.8"D	12 lbs



TLC-2 DELUXE TEACHER'S
LEARNING CENTER

- Features a dry erase whiteboard surface that doubles as a magnetic bulletin board.
- Includes a wire big book holder, a tray, and four recyclable plastic tubs for ample storage of books, toys, and learning accessories.
- Red blow-mold plastic tray is included for markers and erasers, and attaches with sturdy hooks. Mounts to front or rear of unit.
- Magnetic accessory pad with permanently fused penmanship lines included.
- Frame is white powder-coated steel with 2" locking casters.

PART NO.	DIMENSIONS	SHIP WT.
PRODUCT		
805**	55.5"H x 30"W x 26.8"D	59 lbs




BABY FOLDING WHEASEL®

- Dual dry erase markerboard surfaces measure 43"H x 29.8"W with an accessory tray on each side.
- Wire book rack included to hold books upright.
- Available standard with a storage tray, or upgrade to a sturdy wire rack with four recyclable plastic storage tubs.
- Frame is white powder-coated steel with 2" locking casters.

PART NO.	DIMENSIONS	SHIP WT.
WITH TRAY		
784*	57"H x 30.5"W x 34"D	58 lbs
WITH TUBS		
784T**	57"H x 30.5"W x 34"D	57 lbs





STANDARD MODULAR PANELS

- Create walls, cubicles, or other work or display areas. Available in a variety of sizes, colors, and configurations. Easy to assemble and break down. Multiple connector options and foot options.

PART NO.	DESCRIPTION	DIMS.	SHIP WT.
PANELS			
66215-XX	Fabric	5'H x 3'W	27 lbs
66216-XX	Fabric	5'H x 4'W	34 lbs
66217-XX	Fabric	5'H x 5'W	42 lbs
66218-XX	Fabric	6'H x 3'W	31 lbs
66219-XX	Fabric	6'H x 4'W	42 lbs
66220-XX	Fabric	6'H x 5'W	48 lbs
66223	Whiteboard / Fabric	6'H x 3'W	37 lbs



PART NO.	DESCRIPTION	DIMS.	SHIP WT.
CONNECTORS & FEET			
66200*	T-Base End Foot (2)	Bottom	2 lbs
66201*	Adjustable Glide (1)	Bottom	1 lb
66203*	Casters (4)	Bottom	3 lbs
66204*	T-Base Caster Foot (2)	Bottom	5 lbs
66205*	Wall Connector (1)	Top / Bottom	1 lb
66206*	2-Way Straight Connector (1)	Top	1 lb
66207*	2-Way Straight Connector Leg (1)	Bottom	1 lb
66208*	T-Base Center Foot (1)	Bottom	2 lbs
66209*	2-Way 90° Connector (1)	Top	1 lb
66210*	2-Way 90° Connector Leg (1)	Bottom	1 lb
66211*	3-Way 90° Connector (1)	Top	1 lb
66212*	3-Way 90° Connector Leg (1)	Bottom	1 lb
66213*	4-Way 90° Connector (1)	Top	1 lb
66214*	4-Way 90° Connector Leg (1)	Bottom	1 lb



MOBILE FLOOR DISPLAY PANELS

- Mobile Floor Display Panels provide a versatile way to display artwork, posters, or other information. Ideal for use as temporary partitions or room dividers.
- Available with either hook-and-loop fabric surface or with an easy to clean vinyl surface. Surface is tackable and fully framed in anodized aluminum trim.
- Connecting brackets allow panels to attach at various angles to create a variety of configurations. Includes brackets for both 90° and 120° connections. For single panel setups, caster legs (included with each panel) allow easy mobility.

PART NO.	DESCRIPTION	DIMENSIONS	SHIP WT.
SINGLE PANEL			
689D-44	Single – Gray Vinyl	78"H x 50"W	50 lbs
689D-47	Single – Pacific Blue Vinyl	78"H x 50"W	50 lbs
689D-59	Single – Royal Hook & Loop	78"H x 50"W	50 lbs
689D-61	Single – Silver Hook & Loop	78"H x 50"W	50 lbs

PART NO.	DESCRIPTION	DIMENSIONS	SHIP WT.
SET OF 3 PANELS			
689D3-44	Set of 3 – Gray Vinyl	78"H x 150"W	150 lbs
689D3-47	Set of 3 – Pacific Blue Vinyl	78"H x 150"W	150 lbs
689D3-59	Set of 3 – Royal Hook & Loop	78"H x 150"W	150 lbs
689D3-61	Set of 3 – Silver Hook & Loop	78"H x 150"W	150 lbs



ECONOMY LAP BOARD

Featuring a lightweight and easy to use dry erase surface measuring 9"H x 12"W. Sold in sets of 24 or 48.



PART NO.	QTY.	DIMENSIONS	SHIP WT.
PRODUCT			
629-24*	24	9"H x 12"W	10 lbs
629-48*	48	9"H x 12"W	18 lbs

*Ships UPS **Ships UPS with large package surcharge or additional handling fee.



PRESCHOOL DIVIDERS

- Use the panels as room dividers, acoustical shields, storyboard displays, or to exhibit artwork.
- Join dividers together to create private learning areas, or to divide rooms into activity areas.
- Available finished in easy to clean vinyl or melamine dry erase surface.
- Lightweight panel and wide base design create stability. Black anodized aluminum trim.
- Panels include 2" casters (two locking). Each panel is 18"D.

PART NO.	DIMENSIONS	SHIP WT.
VINYL / VINYL		
646D	4'H x 4'W x 18"D	37 lbs
646F	4'H x 5'W x 18"D	42 lbs
646G	4'H x 6'W x 18"D	48 lbs

PART NO.	DIMENSIONS	SHIP WT.
WHITEBOARD / VINYL		
648D	4'H x 4'W x 18"D	37 lbs
648F	4'H x 5'W x 18"D	42 lbs
648G	4'H x 6'W x 18"D	48 lbs

PART NO.	DIMENSIONS	SHIP WT.
WHITEBOARD / WHITEBOARD		
650D	4'H x 4'W x 18"D	37 lbs
650F	4'H x 5'W x 18"D	42 lbs
650G	4'H x 6'W x 18"D	48 lbs



TREK MOBILE ROOM DIVIDER

- Magnetic dry erase surface with powder-coated black steel frame and 5" casters. Surface dimensions: 65"H x 34.8"W.


PART NO.	DIMENSIONS	SHIP WT.
PRODUCT		
62406	74.3"H x 37.5"W x 20"D	64 lbs

www.moorecoinc.com | 800.749.2258

Wall coverings & resurfacing



WALL COVERINGS & RESURFACING: WHITEBOARD MATERIALS



PORCELAIN STEEL PANELS

- Renew or replace any torn or worn board with high end porcelain steel whiteboard panels. Porcelain steel layer is permanently laminated to a durable substrate. Available in ¼" or ½" thick panels. Fifty year limited warranty. Call about other sizes and surfaces.


PART NO.	DESCRIPTION	DIMENSIONS	SHIP WT.
PRODUCT			
2H2XG	Porcelain Steel Panel – ¼ in.	4'H x 6'W	72 lbs
2H2XH	Porcelain Steel Panel – ¼ in.	4'H x 8'W	96 lbs
2H2XK	Porcelain Steel Panel – ¼ in.	4'H x 10'W	120 lbs
202XG	Porcelain Steel Panel – ½ in.	4'H x 6'W	108 lbs
202XH	Porcelain Steel Panel – ½ in.	4'H x 8'W	144 lbs
202XK	Porcelain Steel Panel – ½ in.	4'H x 10'W	180 lbs
545*	Panel Roller	9"H x 9"W	5 lbs
531*	Panel Adhesive (4 tubes)	Covers 16 sq. ft.	4 lbs



RETRO-FINISH PANELS

- The fastest way to replace your old board. Factory framed panels are pre-drilled to make mounting easy. Fifty year limited warranty. Call about other sizes and surfaces.

PART NO.	DIMENSIONS	SHIP WT.
OFF WHITE		
2R2AD	4'R4AD	4'H x 4'W
2R2AG	4'R4AG	4'H x 6'W
2R2AH	4'R4AH	4'H x 8'W
2R2AK	4'R4AK	4'H x 10'W
2R2AM	4'R4AM	4'H x 12'W



PORCELAIN STEEL SELF-ADHESIVE SKINS

- High quality skins are made from 24-gauge steel. Self-adhesive skins feature a peel-and-stick backing that applies easily to an existing board. Writable and erasable cover bar available to hide seams. Call about other sizes and surfaces.

PART NO.	DESCRIPTION	DIMENSIONS	SHIP WT.
PRODUCT			
208SD	Porcelain Steel Self-Adhesive Skin	4'H x 4'W	56 lbs
208SG	Porcelain Steel Self-Adhesive Skin	4'H x 6'W	84 lbs
208SH	Porcelain Steel Self-Adhesive Skin	4'H x 8'W	112 lbs
208SK	Porcelain Steel Self-Adhesive Skin	4'H x 10'W	140 lbs
208SM	Porcelain Steel Self-Adhesive Skin	4'H x 12'W	168 lbs
80-TM	Cover Bar	per linear ft.	1 lb



NEW-RITE® REPLACEMENT VINYL

- Simply the easiest way to resurface an old board. Simply peel off the backer film and follow the provided instructions to enjoy your new board in just minutes. Quality white vinyl whiteboard material provides a smooth and clean dry erase medium.
- Available in 4'H rolls that can be easily trimmed to fit any surface. Will allow magnets if applied to an existing magnetic surface.

PART NO.	DESCRIPTION	DIMENSIONS	SHIP WT.
PRODUCT			
214H*	New-Rite	4'H x 8'W	9 lbs
214K*	New-Rite	4'H x 10'W	10 lbs
214M*	New-Rite	4'H x 12'W	15 lbs
214*	New-Rite	4'H x 100'W	54 lbs



A. SHAREWALL®

- Magnetic PV porcelain coated steel is engineered to be flexible. Sharewall is mountable on pillars and curved walls, and on a variety of surfaces.
- Available in gloss white or matte gray for an enhanced projection clarity and minimized glare. Trim options also available.
- Professional installation recommended.
- Fifty year limited warranty. Has achieved GREENGUARD GOLD Certification.

PART NO.	ITEM	DIMENSIONS	WT.
A. SHAREWALL			
2E8JX-25	Sharewall – Standard Gloss White	per linear ft. (4'H)	8 lbs
4E8JX-52	Sharewall – Matte Projection Gray	per linear ft. (4'H)	8 lbs
208TX-HR	Trim – Half Round (Silver)	per linear ft.	1 lb
208T-HRE	Trim – Half Round End Caps (Silver)	per pair	1 lb
208TX-BV	Trim – Beveled (Silver)	per linear ft.	1 lb
208T-BVE	Trim – Beveled End Caps (Silver)	per pair	1 lb
208TX-HRT	Trim – Tray (Silver)	per linear ft.	1 lb
208T-HRTE	Trim – Tray End Caps (Silver)	per pair	1 lb

B. SHAREWALL® SPLINE SYSTEM

- Sharewall Spline Full Wall Whiteboard Panel System allows you to create a user-friendly and elegant room-sized presentation surface specially designed for versatile multimedia productions.
- Each individual panel is trimmed in anodized aluminum, and available in 6' or 8'H up to 16'W.
- PV porcelain coated steel surface is magnetic and provides easy writability and erasability.
- Groove and spline system allow for seamless, smooth walls.
- Fifty year limited warranty. Has achieved GREENGUARD GOLD Certification.

PART NO.	DIMENSIONS	SHIP WT.
B. SHAREWALL SPLINE SYSTEM		
23305	6'H x 8'W	269 lbs
23306	6'H x 12'W	427 lbs
23307	6'H x 16'W	477 lbs
23405	8'H x 8'W	370 lbs
23406	8'H x 12'W	559 lbs
23407	8'H x 16'W	631 lbs



NATURAL CORK PANELS & ROLLS

- Renew or replace any torn or worn board with natural cork panels and rolls. Natural cork is an environmentally responsible and naturally renewable resource. Ten year limited warranty. Custom sizes available. Call for details.
- **Natural Add-Cork Panel** – A durable tackable layer of 1/8" natural cork bonded to 3/8" lightweight tackable core material.
- **Natural Cork-Plate Panel** – The ultimate in tack surfaces, featuring a layer of 1/4" natural cork laminated to 1/4" moisture-resistant rigid core material.
- **Natural Cork Roll** – Available either cut to size or in pre-cut sizes. Adhesive for rolls sold separately. Please add fiberboard or other appropriate backer to allow for use as tack surface.
- **Natural Cork Self-Adhesive Skin** – Self-adhesive skins feature a 1/4" thick layer of natural cork with a peel-and-stick backing to apply easily to an existing board. Self-stick adhesive is intended for resurfacing on an existing board.

PART NO.	DIMENSIONS	SHIP WT.
NATURAL ADD-CORK PANEL		
302XD	4'H x 4'W	18 lbs
302XG	4'H x 6'W	27 lbs
302XH	4'H x 8'W	36 lbs
302XK	4'H x 10'W	45 lbs
302XM	4'H x 12'W	54 lbs
NATURAL CORK-PLATE PANEL		
303XD	4'H x 4'W	24 lbs
303XG	4'H x 6'W	36 lbs
303XH	4'H x 8'W	48 lbs
303XK	4'H x 10'W	60 lbs
303XM	4'H x 12'W	72 lbs
NATURAL CORK ROLL		
NCK406	4'H x 6'W	9 lbs
NCK408	4'H x 8'W	12 lbs
NCK412	4'H x 12'W	18 lbs
NCK424	4'H x 24'W	36 lbs
NCK436	4'H x 36'W	54 lbs
NCK448	4'H x 48'W	72 lbs
NCK4100	4'H x 100'W	150 lbs
NATURAL CORK SELF-ADHESIVE SKIN		
308JD	4'H x 4'W	6 lbs
308JG	4'H x 6'W	9 lbs
308JH	4'H x 8'W	12 lbs
308JK	4'H x 10'W	15 lbs
308JM	4'H x 12'W	18 lbs



COLORED CORK PANELS

- Unframed Colored Cork panels backed by 1/4" durable substrate. Ten year limited warranty. Custom sizes available. Call for details.

PART NO.	DIMENSIONS	SHIP WT.
COLORED CORK PANELS		
322XD	4'H x 4'W	24 lbs
322XG	4'H x 6'W	36 lbs
322XH	4'H x 8'W	48 lbs
322XK	4'H x 10'W	60 lbs
322XM	4'H x 12'W	72 lbs



COLORED CORK SKINS

- Colored Cork panel with a peel and stick backing for ease of application. Ten year limited warranty. Custom sizes available. Call for details.


PART NO.	DIMENSIONS	SHIP WT.
COLORED CORK SKINS		
325JD	4'H x 4'W	16 lbs
325JG	4'H x 6'W	24 lbs
325JH	4'H x 8'W	32 lbs
325JK	4'H x 10'W	40 lbs
325JM	4'H x 12'W	48 lbs



RUBBER-TAK® SKINS

- Rubber-Tak panel with a peel and stick backing for ease of application. Ideal for high traffic and noisy areas. Ten year limited warranty. Custom sizes available. Call for details.

PART NO.	DIMENSIONS	SHIP WT.
RUBBER-TAK SKINS		
327JD	4'H x 4'W	16 lbs
327JG	4'H x 6'W	24 lbs
327JH	4'H x 8'W	32 lbs
327JK	4'H x 10'W	40 lbs



VINYL COVERED PANELS


- Vinyl panels are covered in durable vinyl fabric. Available in your choice of substrates. Ten year limited warranty. Custom sizes available. Call for details.

PART NO.	DIMS	WT.
VIN-TAK PANELS - CUT EDGE		
311XD	4'H x 4'W	16 lbs
311XG	4'H x 6'W	24 lbs
311XH	4'H x 8'W	32 lbs
311XK	4'H x 10'W	40 lbs
311XM	4'H x 12'W	48 lbs

PART NO.	DIMS	WT.
VIN-TAK PANELS - WRAP EDGE		
314ED	4'H x 4'W	16 lbs
314EG	4'H x 6'W	24 lbs
314EH	4'H x 8'W	32 lbs
314EK	4'H x 10'W	40 lbs
314EM	4'H x 12'W	48 lbs

PART NO.	DIMS	WT.
VINYL ADD-CORK PANELS		
312XD	4'H x 4'W	18 lbs
312XG	4'H x 6'W	27 lbs
312XH	4'H x 8'W	36 lbs
312XK	4'H x 10'W	45 lbs
312XM	4'H x 12'W	54 lbs

PART NO.	DIMS	WT.
VINYL CORK-PLATE PANELS		
313XD	4'H x 4'W	24 lbs
313XG	4'H x 6'W	36 lbs
313XH	4'H x 8'W	48 lbs
313XK	4'H x 10'W	60 lbs
313XM	4'H x 12'W	72 lbs



FABRIC COVERED PANELS

- Fabric panels are covered in durable polyolefin fabric. Available in your choice of substrates. Ten year limited warranty. Custom sizes available. Call for details.

PART NO.	DIMS	WT.
FAB-TAK PANELS - CUT EDGE		
331XD	4'H x 4'W	16 lbs
331XG	4'H x 6'W	24 lbs
331XH	4'H x 8'W	32 lbs
331XK	4'H x 10'W	40 lbs
331XM	4'H x 12'W	48 lbs

PART NO.	DIMS	WT.
FAB-TAK PANELS - WRAP EDGE		
334ED	4'H x 4'W	16 lbs
334EG	4'H x 6'W	24 lbs
334EH	4'H x 8'W	32 lbs
334EK	4'H x 10'W	40 lbs
334EM	4'H x 12'W	48 lbs

PART NO.	DIMS	WT.
FABRIC ADD-CORK PANELS		
332XD	4'H x 4'W	18 lbs
332XG	4'H x 6'W	27 lbs
332XH	4'H x 8'W	36 lbs
332XK	4'H x 10'W	45 lbs
332XM	4'H x 12'W	54 lbs


PART NO.	DIMS	WT.
FABRIC CORK-PLATE PANELS		
333XD	4'H x 4'W	24 lbs
333XG	4'H x 6'W	36 lbs
333XH	4'H x 8'W	48 lbs
333XK	4'H x 10'W	60 lbs
333XM	4'H x 12'W	72 lbs



ENCLOSED BOARDS & CABINETS: BULLETIN BOARD CABINETS



TRIM COLOR OPTIONS:



SILVER COFFEE




INDOOR ENCLOSED BULLETIN BOARD CABINET

- Attractive Indoor Enclosed Bulletin Board Cabinet adds versatile and secure display space to virtually any environment.
- Heavy duty trim in silver or coffee aluminum frames a 1-1/2" internal depth. Up to three locking doors with concealed hinges and shatter-resistant clear acrylic panels.
- Available with a natural cork or vinyl back panel. Upgrade to a Rubber-Tak surface. Please specify back panel material and color choice. More sizes and surfaces available. Call for information.

PART NO.	DESCRIPTION	DIMENSIONS	SHIP WT.
SILVER TRIM			
94PSA-I*	1 Hinged Door	24"H x 18"W	10 lbs
94PSC-I**	2 Hinged Doors	36"H x 48"W	35 lbs
94PSG-I	3 Hinged Doors	48"H x 72"W	75 lbs
94PSH-I	3 Hinged Doors	48"H x 96"W	110 lbs
COFFEE TRIM			
94PCA-I*	1 Hinged Door	24"H x 18"W	10 lbs
94PCC-I**	2 Hinged Doors	36"H x 48"W	35 lbs
94PCG-I	3 Hinged Doors	48"H x 72"W	75 lbs
94PCH-I	3 Hinged Doors	48"H x 96"W	110 lbs



TRIM COLOR OPTIONS:



SILVER COFFEE



OUTDOOR ENCLOSED BULLETIN BOARD CABINET

- Attractive Outdoor Enclosed Bulletin Board Cabinet adds versatile and secure display space to any outdoor environment. Mount beneath overhang or in semi-enclosed space.
- Heavy duty trim in silver or coffee aluminum frames a 1-1/2" internal depth. Up to three locking doors with concealed hinges and shatter-resistant clear acrylic panels.
- Please specify back panel material and color choice. More sizes and surfaces available. Call for information.

PART NO.	DESCRIPTION	DIMENSIONS	SHIP WT.
SILVER TRIM			
94PSA-O*	1 Hinged Door	24"H x 18"W	11 lbs
94PSC-O**	2 Hinged Doors	36"H x 48"W	39 lbs
94PSG-O	3 Hinged Doors	48"H x 72"W	82 lbs
94PSH-O	3 Hinged Doors	48"H x 96"W	120 lbs
COFFEE TRIM			
94PCA-O*	1 Hinged Door	24"H x 18"W	11 lbs
94PCC-O**	2 Hinged Doors	36"H x 48"W	39 lbs
94PCG-O	3 Hinged Doors	48"H x 72"W	82 lbs
94PCH-O	3 Hinged Doors	48"H x 96"W	120 lbs



TRIM COLOR OPTIONS:



SILVER



COFFEE

OUTDOOR HEADLINE BULLETIN BOARD CABINET

- Heavy duty trim in silver or coffee aluminum frames a 1-1/2" internal depth. Locking doors with concealed hinges and shatter-resistant clear acrylic panels.
- Cabinet should be mounted beneath overhang or in semi-enclosed space.
- Includes 6" headline panel available with customized text.
- Please specify back panel material and color choice. More sizes and surfaces available. Call for information.

PART NO.	DESCRIPTION	DIMENSIONS	SHIP WT.
SILVER TRIM			
94PSC-OH**	2 Hinged Doors	36"H x 48"W	43 lbs
94PSE-OH	2 Hinged Doors	36"H x 60"W	58 lbs
94PSG-OH	3 Hinged Doors	48"H x 72"W	90 lbs
94PSH-OH	3 Hinged Doors	48"H x 96"W	135 lbs
COFFEE TRIM			
94PCC-OH**	2 Hinged Doors	36"H x 48"W	43 lbs
94PCE-OH	2 Hinged Doors	36"H x 60"W	58 lbs
94PCG-OH	3 Hinged Doors	48"H x 72"W	90 lbs
94PCH-OH	3 Hinged Doors	48"H x 96"W	135 lbs




ALL WEATHER HERALD

- Post your message in the great outdoors with confidence. The All Weather Herald is perfect for parks and recreational areas, college campuses, stadiums, businesses, school entrances, restaurants, or any other outdoor spot.
- Features a protective acrylic window, a steel back panel sealed with silicone, and weather stripping on all door openings to prevent water from damaging contents. Anodized aluminum trim and a virtually indestructible and moisture-resistant black Rubber-Tak back panel withstand UV rays.
- Cabinets come in single or double door options and a variety of sizes. Locks help deter tampering.
- Overall height of 8' for easy viewing.
- Five year limited warranty. In ground mounting required.

PART NO.	DESCRIPTION	DIMENSIONS	SHIP WT.
SILVER TRIM			
94HAB-OP-RT*	1 Hinged Door	36"H x 24"W	35 lbs
94HACS-OP-RT	1 Hinged Door	48"H x 36"W	50 lbs
94HAC-OP-RT	2 Hinged Doors	36"H x 48"W	50 lbs
94HAD-OP-RT	2 Hinged Doors	48"H x 48"W	60 lbs
94HAF-OP-RT	2 Hinged Doors	48"H x 60"W	75 lbs



ENCLOSED BOARDS & CABINETS: BULLETIN BOARD CABINETS



VISIONARY® ENCLOSED CABINET

- Sliding panels made with modern magnetic tempered safety glass in glossy white. Accepts rare earth magnets.
- Back panel is durable black Rubber-Tak. Trimmed in modern anodized aluminum.


PART NO.	DIMENSIONS	SHIP WT.
VISIONARY ENCLOSED CABINET		
94SVSC-96**	35.4"H x 47.2"W	108 lbs
94SVSG-96	47.2"H x 70.9"D	216 lbs



DELUXE BULLETIN BOARD CABINET

- Heavy duty trim anodized aluminum frames a 2" internal depth. Locking doors protect items on display and prevent tampering. Available with hinged doors or with sliding doors. Please specify back panel material and color choice. More sizes available.

PART NO.	DESCRIPTION	DIMENSIONS	SHIP WT.
HINGED DOORS			
95HAC**	2 Hinged Doors	36"H x 48"W	108 lbs
95HAF	2 Hinged Doors	48"H x 60"W	200 lbs
95HAG	2 Hinged Doors	48"H x 72"W	230 lbs
SLIDING DOORS			
95SAC**	2 Sliding Doors	36"H x 48"W	110 lbs
95SAF	2 Sliding Doors	48"H x 60"W	200 lbs
95SAG	2 Sliding Doors	48"H x 72"W	230 lbs



ECONOMY ENCLOSED BULLETIN BOARD CABINET

- Unique lift-off lid enclosed bulletin board. Lid locks to help prevent tampering. Featured in natural cork. Other materials available.

PART NO.	DESCRIPTION	DIMENSIONS	SHIP WT.
ECONOMY ENCLOSED BULLETIN BOARD CABINET			
94CAA-01*	Natural Cork	24"H x 18"W	11 lbs
94CAB-01*	Natural Cork	36"H x 24"W	20 lbs
94CAC-01**	Natural Cork	36"H x 48"W	35 lbs



ELITE FREESTANDING DISPLAY CASE

- Exhibit trophies, collectibles, and other valuables in style.
- Frame is made of black anodized aluminum with rounded corners. Locking sliding doors are made of 3/16" thick tempered glass. Adjustable shelves are made of 3/16" glass.
- Laminate back panel is available standard in black, oak, or walnut. Custom laminates and custom cabinet sizes are also available.
- Available with an optional cornice and light set to illuminate items on display.

PART NO.	DIMENSIONS	SHIP WT.
STANDARD CASE		
93R84	66"H x 48"W x 18"D	356 lbs
93R85	66"H x 60"W x 18"D	434 lbs
93R86	66"H x 72"W x 18"D	481 lbs
CORNICHE + LIGHT		
93C84	72"H x 48"W x 18"D	420 lbs
93C85	72"H x 60"W x 18"D	485 lbs
93C86	72"H x 72"W x 18"D	550 lbs

LAMINATE OPTIONS:



NAVIGATOR FLOOR STAND SIGN

- Display your message with style and ease. Magnetic cover over 11" x 17" sign.

PART NO.	DIMENSIONS	SHIP WT.
PRODUCT		
45851*	57.5"H x 14"W x 18"D	25 lbs

Wall Mount Case



ELITE DISPLAY CASES

- Exhibit trophies, collectibles, and other valuables in style.
- Black anodized aluminum frame. Locking doors are 3/16" thick tempered glass. Adjustable shelves are 3/16" glass.
- Laminate back panel in black, oak, or walnut. Custom laminates and sizes available.



Full View



Closed Base

PART NO.	DIMENSIONS	SHIP WT.
WALL MOUNT CASE		
90W83	48"H x 36"W x 14"D	250 lbs
COUNTER HEIGHT CASE - FULL VIEW		
98C83	40"H x 36"W x 14"D	171 lbs
COUNTER HEIGHT CASE - CLOSED BASE		
98B83	40"H x 36"W x 14"D	171 lbs

SURFACE MATERIALS

WRITING SURFACE OPTIONS:



202-25 PORCELAIN STEEL 1/2"

Standard gloss magnetic porcelain steel for superior writability and erasability. Precisely balanced enamel ground coat is furnace-fused to 28- or 24-ga steel. Mounted with a PVA adhesive onto a moisture-resistant substrate with .005" polyester foil backer for 1/2" panel thickness. Class A fire rated. Available with upgraded sheet aluminum backer (203).



202-26* PORCELAIN STEEL 1/2"

Low gloss projection magnetic porcelain steel for use **only** as projection surface. Precisely balanced enamel ground coat is furnace-fused to 28- or 24-ga steel. Mounted with a PVA adhesive onto a moisture-resistant substrate with .005" polyester foil backer for 1/2" panel thickness. Class A fire rated. Available with upgraded sheet aluminum backer (203).



2H2-25 PORCELAIN STEEL 1/4"

More economical and lighter weight standard gloss porcelain steel surface. Precisely balanced enamel ground coat is furnace-fused to 28- or 24-gauge steel. Mounted with a PVA adhesive onto a moisture-resistant substrate with .005" polyester foil backer for a 1/4" panel thickness. Class A fire rated. Available with upgraded sheet aluminum backer (2H3).



404 EVOLUTION PROJECTION

Magnetic porcelain steel surface in matte gray is engineered to provide exceptional projection sharpness. Requires weekly wet cleaning. Precisely balanced enamel ground coat is furnace-fused to 26-gauge steel. Mounted with a PVA adhesive onto a moisture-resistant substrate with .005" polyester foil backer for a 1/2" panel thickness.




204 PROJECTION PLUS®

Magnetic porcelain steel in matte gray cuts glare by up to 60% for superior projector performance. Requires cleaning with a damp cloth after each use. Porcelain steel mounted to 24- or 28-gauge steel. Same construction process as other porcelain steel surfaces. Available with upgraded sheet aluminum backer (205).



104 PS CHALKBOARD

Magnetic fine-tooth abrasive surface offers superior color contrast to improve visibility. Vitrified porcelain is colorfast and will not fade. Enamel ground coat is furnace-fused to 28- or 24-gauge steel. Mounted with a PVA adhesive onto moisture-resistant substrate with .005" polyester foil backer for a 1/2" panel thickness. Call for availability details.




2H2-26* PORCELAIN STEEL 1/4"

Low gloss projection magnetic porcelain steel for use **only** as projection surface. Precisely balanced enamel ground coat is furnace-fused to 28- or 24-ga steel. Mounted with a PVA adhesive onto a moisture-resistant substrate with .005" polyester foil backer for 1/2" panel thickness. Class A fire rated. Available with upgraded sheet aluminum backer (2H3).



2F2-25 PORCELAIN STEEL NAUF

Porcelain steel surface mounted onto NAUF (no added urea formaldehyde) MDF. Precisely balanced enamel ground coat is furnace-fused to 28- or 24-gauge steel. Includes .005" polyester foil backer for a 1/2" panel thickness. Available with upgraded sheet aluminum backer (2F3). Call for availability.




2F2-26* PORCELAIN STEEL NAUF

Low gloss projection magnetic porcelain steel for use **only** as projection surface. Mounted onto NAUF MDF. Precisely balanced enamel ground coat is furnace-fused to 28- or 24-gauge steel. Includes .005" polyester foil backer for a 1/2" panel thickness. Available with upgraded sheet aluminum backer (2F3). Call for availability.



838XX MAGNETIC GLASS

Durable tempered safety glass is permanently mounted to a galvanized steel backer, providing an ultra smooth, easy to clean writing surface that also accepts rare earth magnets. Various mounting options including stainless steel standoffs are available. Available in a variety of colors. Glossy surface is standard. Low iron white available.




838XX PROJECTION GLASS

Durable tempered safety glass is permanently mounted to a galvanized steel backer, providing an ultra smooth surface with superior writability and erasability that also accepts rare earth magnets. Matte gray coloration allows use as a projection board.




212 DURA-RITE®

High quality dust-free HPL dry erase surface with excellent writability and erasability. Resistant to wear, stains, high temperatures, common household chemical agents and detergents. Taber tests show Dura-Rite® can last up to 125 times as long as melamine boards. White HPL laminated to a moisture resistant substrate for a 1/4" panel thickness.



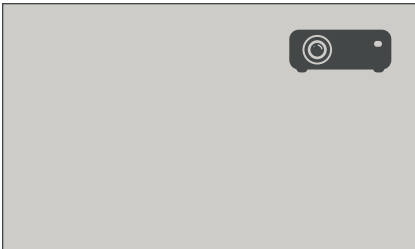
2G5-25 IPB STANDARD WHITE

Magnetic porcelain steel with a flatness guarantee engineered for use with interactive projectors. Precisely balanced enamel ground coat is furnace-fused to 28- or 24-gauge steel. Mounted with a PVA adhesive onto a moisture-resistant substrate to a galvanized steel backer for a 3/4" panel thickness.




2G5-26* IPB LOW GLOSS WHITE

Magnetic porcelain steel with a flatness guarantee engineered for use with interactive projectors. Low gloss white for use **only** as projection surface. Requires wet erasing. Enamel ground coat is furnace-fused to 28- or 24-gauge steel. Mounted with a PVA adhesive onto a moisture-resistant substrate to a galvanized steel backer for a 3/4" thick panel.




4G5 IPB MATTE GRAY

Magnetic porcelain steel with a flatness guarantee engineered for use with interactive projectors. Matte gray finish. Precisely balanced enamel ground coat is furnace-fused to 28- or 24-gauge steel. Mounted with a PVA adhesive onto a moisture-resistant substrate to a galvanized steel backer for a 3/4" thick panel.



219 MAGNE-RITE

Magne-Rite is a specially engineered powder coated steel designed for dry erase applications. Glossy white surface provides superior writability and erasability with no ghosting. More economical than other magnetic dry erase surfaces, the steel sheet is permanently adhered to a moisture-resistant substrate for a 1/4" panel thickness.



2H1 TUF-RITE™ 1/4"

Reformulated TuF-Rite melamine provides a vast improvement over standard economy melamine surfaces. Thermal fuse technology improves erasability to minimize residual marker ghosting and lasts up to three times as long. White melamine is thermal fused to a lightweight substrate for rigidity for a total 1/4" panel thickness.



221 TUF-RITE™ 1/2"

Reformulated TuF-Rite melamine provides a vast improvement over standard economy melamine surfaces. Thermal fuse technology improves erasability to minimize residual marker ghosting and lasts up to three times as long. White melamine is thermal fused to a durable substrate for rigidity for a total 1/2" panel thickness.

SURFACE MATERIALS

TACKBOARD SURFACE OPTIONS:



301 VALU-TAK NATURAL CORK

Valu-Tak natural cork surface provides good resiliency and tack-holding ability at an economical price point. The 3/16" thick cork layer consists of finely-grained composition cork made with granulated cork and a polyurethane binder. The cork is permanently bonded to a 3/8" thick lightweight substrate. Total 1/2" panel thickness.



302 NATURAL ADD-CORK

A step up from Valu-Tak, Natural Add-Cork provides excellent resiliency and tack-holding ability. The 1/8" thick natural cork layer consists of finely-grained composition cork made with granulated cork and a polyurethane binder. The cork is permanently bonded to a 3/8" thick lightweight substrate for a total 1/2" panel thickness.



303 NATURAL CORK-PLATE

Our premium cork surface, Natural Cork-Plate provides superior resiliency, durability and tack-holding ability. The 1/4" thick natural cork layer consists of finely-grained composition cork made with granulated cork and a polyurethane binder. The cork is permanently bonded to a 1/4" thick moisture-resistant substrate for a total 1/2" panel thickness.




300 SPLASH-CORK

Splash-Cork surfaces add a subtle splash of color to any environment and offer good resiliency and tack holding properties. The 1/16" thick cork layer consists of finely grained 100% natural cork adhered with a colored binder in red, blue, green, or black. The cork is permanently bonded to a 7/16" thick lightweight substrate for a 1/2" panel thickness.



322 COLORED CORK

Colored cork is made with Forbo® linoleum, a combination of oxidized linseed oil, rosin, and finely ground cork. Natural self-sanitizing quality inhibits contaminants. Surface is self-healing and colored throughout. Made with a 1/4" thick layer of linoleum permanently bonded to a 1/4" moisture-resistant substrate for a 1/2" panel thickness.



F311 FIRE-RATED VIN-TAK

Fire-rated Vin-Tak boards are made with a durable fire-rated vinyl permanently adhered with a fire-rated adhesive to a 7/16" thick layer of fire-rated gypsum board for a 1/2" panel thickness. ASTM E84 Class A fire rating is based on a rounded Flame Spread Index (FSI) of 20 and a rounded Smoke Developed Index (SDI) of 55. Full test report available.



311 VIN-TAK

Economical Vin-Tak boards are made with a durable fabric-backed vinyl permanently adhered to a 7/16" thick lightweight substrate for good durability, resiliency, and tack-holding ability. Total 1/2" panel thickness. The textured vinyl is easy to clean, and is treated to resist the growth of odor- and stain-causing microbes.




312 VINYL ADD-CORK

Vinyl Add-Cork features a layer of fabric-backed vinyl permanently adhered to Add-Cork: a 3/16" thick natural cork layer bonded to a 3/8" thick lightweight substrate for a total 1/2" panel thickness. Excellent durability, resiliency, and tack-holding ability. Vinyl is easy to clean, and is treated to resist the growth of odor- and stain-causing microbes.




313 VINYL CORK-PLATE

Vinyl Cork-Plate features a layer of fabric-backed vinyl permanently adhered to Cork-Plate: a 1/4" thick natural cork layer bonded to a 1/4" thick moisture-resistant substrate for a total 1/2" panel thickness. Superior durability, resiliency, and tack-holding ability. Vinyl is easy to clean, and is treated to resist the growth of odor- and stain-causing microbes.




331 FAB-TAK

Economical Fab-Tak boards are made with woven 100% polypropylene. Non-fraying and abrasion-resistant fabric is treated to inhibit the growth of odor- and stain-causing microbes. Fabric is permanently adhered to a 7/16" lightweight substrate for good durability, resiliency, and tack-holding properties. Total 1/2" panel thickness.




321 RUBBER-TAK

Recycled rubber provides superior self-healing qualities. Rubber-Tak is sound- and shock-absorbent, easy to clean, resists moisture, chemicals, stains, fading, and microbes. Made from a 1/16" layer of rubber bonded to a 7/16" lightweight substrate for a total 1/2" panel. Provides superior durability, resiliency, and tack-holding properties.



332 FABRIC ADD-CORK

Fabric Add-Cork features a layer of woven 100% polypropylene fabric permanently adhered to Add-Cork: a 3/16" thick natural cork layer bonded to a 3/8" thick lightweight substrate for a total 1/2" panel thickness. Excellent durability, resiliency, and tack-holding properties. Treated to inhibit the growth of odor- and stain-causing microbes.



333 FABRIC CORK-PLATE

Fabric Add-Cork features a layer of woven 100% polypropylene fabric permanently adhered to Cork-Plate: a 1/4" thick natural cork layer bonded to a 1/4" thick lightweight substrate for a total 1/2" panel thickness. Excellent durability, resiliency, and tack-holding properties. Treated to inhibit the growth of odor- and stain-causing microbes.



311-PV PEBBLES VINYL

Pebbles Vinyl boards are made with a durable fabric-backed vinyl permanently adhered to a 7/16" thick lightweight substrate for good durability, resiliency, and tack-holding ability. Total 1/2" panel thickness. The textured vinyl is easy to clean, and is treated to resist the growth of odor- and stain-causing microbes.

MATERIAL COLORS

TRIM



SILVER ALUMINUM



BLACK ALUMINUM



COFFEE ALUMINUM
(CABINETS ONLY)



MAHOGANY SOLID OAK



MEDIUM OAK SOLID OAK



NATURAL SOLID OAK

PORCELAIN STEEL



OFF WHITE (25)



LOW GLOSS OFF WHITE (26)*



PROJECTION GRAY (52)



CHALKBOARD BLACK (23)



CHALKBOARD GREEN (20)



CHALKBOARD SLATE (22)

GLASS BOARD



BLACK



BLUE



GREEN



LOW IRON WHITE



MATTE PROJECTION GRAY



NAVY



ORANGE



PURPLE



RED



WHITE




YELLOW



CUSTOM COLOR**

STANDARD VINYL




ANTIQUE WHITE (45)



CHAMPAGNE (41)




COTTON (46)



GRAY (44)




NATURAL (57)



PACIFIC BLUE (47)



PELICAN (74)



PLATINUM (56)




STERLING (77)



YELLOW BOUQUET (40)

PEBBLES VINYL



COUNTRY STONE (70)



CREAM (66)



LIGHT QUARRY (67)

COLORED CORK



ASH (07)




BUFF (18)



GRANITE (12)



SLATE (19)




STONE (15)




TAN (03)




BLUEBERRY**




CINNAMON**



LETTUCE**




MUSHROOM**




ONYX**




OYSTER**



PINEAPPLE**



SALSA**




TANGERINE**


SPLASH-CORK



BLACK (90)



BLUE (92)




GREEN (94)




RED (93)

RUBBER-TAK®



BLACK (96)



BLUE (97)



TAN (95)

STANDARD FABRIC



GRANITE (36)



INDIGO (35)



NUTMEG (33)


HOOK & LOOP



BLACK (91)




ROYAL (59)



SILVER (61)

BOARD TRIMS



A/B STANDARD ALUMINUM TRIM

Frame any surface with our traditional standard aluminum trim. Straight units of aluminum alloy extrusion with a $\frac{7}{8}$ " profile are joined with hairline miters. Exposed aluminum trim and fasteners are etched and anodized with a dull satin finish in your choice of silver (A) or black (B). Comes standard on tackable surfaces. Writing surfaces will be trimmed in Deluxe Aluminum Trim unless otherwise specified.



N ABC/SLIM TRIM

Frame any $\frac{1}{4}$ " writing surface with our economical ABC/Slim Trim. Straight units of aluminum alloy extrusion with a $\frac{7}{8}$ " profile are joined with hairline miters. Exposed aluminum trim and fasteners are etched and anodized with a dull satin finish. Top corners are protected with aluminum corner caps. The full length accessory tray is 2" deep (1" deep on boards 3'H x 4'W and smaller) and is finished in plastic end caps to eliminate sharp edges.



8/9 ULTRA TRIM

Frame any $\frac{1}{2}$ " surface with our modern and minimalist Ultra Trim. Extruded anodized aluminum lengths with a rounded, ultra slim $\frac{3}{8}$ " profile are joined with minimal plastic corner caps. Exposed aluminum trim and fasteners are etched and anodized with a dull satin finish in your choice of clear (silver) or black. Writing surfaces will include matching magnetic accessory tray for markers and erasers.



A DELUXE ALUMINUM TRIM

Frame any writing surface with our traditional deluxe aluminum trim. Straight units of aluminum alloy extrusion with a $\frac{7}{8}$ " profile are joined with hairline miters. Exposed aluminum trim and fasteners are etched and clear anodized with a dull satin finish. Includes full-length 1" tack rail with enclosed end stops and a tackable insert. Standard blade tray is 2- $\frac{3}{8}$ " deep and features Dura-Safe® rubber end caps.



P PRESIDENTIAL TRIM

Frame any surface with our stylish Presidential Trim. Extruded anodized aluminum lengths with a rounded 1" profile are joined with injection-molded curved plastic corner pieces. Exposed aluminum trim and fasteners are etched and anodized with a dull satin finish in your choice of clear (silver) or black. Writing surfaces will include matching magnetic accessory tray for markers and erasers.



7 OB TRIM

Frame any $\frac{1}{2}$ " surface with our modern OB Trim. Straight lengths of aluminum alloy trim with a 1- $\frac{1}{16}$ " profile are joined with rounded plastic corner pieces in a contrasting dark gray. Exposed aluminum trim and fasteners are etched and anodized with a dull satin finish. Writing surfaces will include matching magnetic accessory tray for markers and erasers.



K BRIO TRIM

Brio is a specially engineered trim designed for our Interactive Projector Board series and is not typically available on other surfaces. Straight lengths of aluminum alloy trim with a $\frac{3}{4}$ " profile are joined with matching plastic corner pieces. Exposed aluminum trim and fasteners are etched and anodized with a dull satin finish. Writing surfaces will include matching magnetic accessory tray for markers and erasers.




3 ELAN TRIM

Frame any $\frac{1}{2}$ " surface with our unique and elegant Elan Trim. Solid oak trim features stylish 1- $\frac{1}{4}$ " beveled profile and is available in either mahogany or medium oak finishes. Trim is joined with satin anodized aluminum corner pieces with a matching bevel to accent the wood. Writing surfaces will include aluminum accessory tray attached to bottom trim.



I SERIES 31 TRIM

Frame any $\frac{1}{2}$ " writing surface with our durable Series 31 aluminum trim. Straight units of aluminum alloy extrusion with a 1- $\frac{3}{4}$ " profile are joined with hairline miters. Exposed aluminum trim and fasteners have a satin anodized finish. Includes full-length 2" tack rail with enclosed end stops and a tackable insert. Full-length accessory tray features an enclosed box tray with Dura-Safe® rubber end caps.



O ORIGIN™ TRIM

Frame any $\frac{1}{2}$ " surface with sophisticated Origin™ Trim. Featuring a stylish blend of colors and materials, Origin™ features rounded top and bottom trim in aluminum or solid wood with a 1- $\frac{1}{8}$ " profile. Side trim in black anodized aluminum has a $\frac{1}{16}$ " profile. Trim is joined with rounded plastic corner caps. Writing surfaces will include matching magnetic accessory tray for markers and erasers.



W SOLID OAK TRIM

Frame any surface with our traditional solid oak trim. Straight lengths of oak with a 1" profile are joined with a hairline mitered corner for a smooth finish. Oak available in natural or mahogany finish. Trim also available with a deluxe 1- $\frac{1}{2}$ " profile. Call for details. Boards with a writing surface will include a full length oak accessory tray with rounded corners for safety.

ARCHITECTURAL TRIMS



A ARCHITECTURAL TRIM PACKAGE “A”

Trim is constructed from straight lengths of aluminum alloy extrusion with a 3/8" profile joined with hairline miters. Exposed aluminum trim and fasteners are etched and anodized with a dull satin finish. Includes full-length 1" tack rail with enclosed end stops and a tackable insert. Includes full-length 2-3/8" deep blade accessory tray with Dura-Safe® rubber end caps. Same as Deluxe Aluminum.



V ARCHITECTURAL TRIM PACKAGE “V”

Trim is constructed from straight lengths of aluminum alloy extrusion with a 3/8" profile joined with hairline miters. Exposed aluminum trim and fasteners are etched and anodized with a dull satin finish. Includes full-length 1" tack rail with enclosed end stops and a tackable insert. Includes full-length enclosed box accessory tray with Dura-Safe® rubber end caps or aluminum tray ends.



2 ARCHITECTURAL TRIM PACKAGE “2”

Trim is constructed from straight lengths of aluminum alloy extrusion with a 1-1/2" profile joined with hairline miters. Exposed aluminum trim and fasteners are etched and anodized with a dull satin finish. Includes full-length 2" tack rail with enclosed end stops and a tackable insert. Includes full-length 2-3/8" deep blade accessory tray with Dura-Safe® rubber end caps.



1 ARCHITECTURAL TRIM PACKAGE “1”

Trim is constructed from straight lengths of aluminum alloy extrusion with a 1-1/2" profile joined with hairline miters. Exposed aluminum trim and fasteners are etched and anodized with a dull satin finish. Includes full-length 2" tack rail with enclosed end stops and a tackable insert. Includes full-length enclosed box accessory tray with Dura-Safe® rubber end caps or aluminum tray ends.




Y ARCHITECTURAL TRIM PACKAGE “Y”

Trim is constructed from straight lengths of aluminum alloy extrusion with a 3/8" profile joined with hairline miters. Exposed aluminum trim and fasteners are etched and anodized with a dull satin finish. Includes full-length 2" tack rail with enclosed end stops and a tackable insert. Includes full-length 2-3/8" deep blade accessory tray with Dura-Safe® rubber end caps.



Z ARCHITECTURAL TRIM PACKAGE “Z”

Trim is constructed from straight lengths of aluminum alloy extrusion with a 3/8" profile joined with hairline miters. Exposed aluminum trim and fasteners are etched and anodized with a dull satin finish. Includes full-length 2" tack rail with enclosed end stops and a tackable insert. Includes full-length enclosed box accessory tray with Dura-Safe® rubber end caps or aluminum tray ends.



4 ARCHITECTURAL TRIM PACKAGE “4”

Trim is constructed from straight lengths of aluminum alloy extrusion with a 1-1/4" profile joined with hairline miters. Exposed aluminum trim and fasteners are etched and anodized with a dull satin finish. Includes full-length 1" tack rail with enclosed end stops and a tackable insert. Includes full-length 2-3/8" deep blade accessory tray with Dura-Safe® rubber end caps.



5 ARCHITECTURAL TRIM PACKAGE “5”

Trim is constructed from straight lengths of aluminum alloy extrusion with a 1-1/8" profile joined with hairline miters. Exposed aluminum trim and fasteners are etched and anodized with a dull satin finish. Includes full-length 2" tack rail with enclosed end stops and a tackable insert. Includes full-length 2-3/8" deep blade accessory tray with Dura-Safe® rubber end caps.



6 ARCHITECTURAL TRIM PACKAGE “6”

Trim is constructed from straight lengths of aluminum alloy extrusion with a 1-3/8" profile joined with hairline miters. Exposed aluminum trim and fasteners are etched and anodized with a dull satin finish. Includes full-length 2" tack rail with enclosed end stops and a tackable insert. Includes full-length enclosed box accessory tray with Dura-Safe® rubber end caps or aluminum tray ends.

INDEX

A

ABC/Slim Trim 58
Adjustable Modular Board 17
All Weather Herald 49
Aluminum Trim 30, 58
Architectural Trim Package "1" 61
Architectural Trim Package "2" 61
Architectural Trim Package "4" 61
Architectural Trim Package "5" 60
Architectural Trim Package "6" 60
Architectural Trim Package "A" 60
Architectural Trim Package "V" 60
Architectural Trim Package "Y" 60
Architectural Trim Package "Z" 60

B

Baby Folding Wheasel® 37
Best-Bite® Tackless Paper Holders 24
Best-Bite® Whiteboard 13
Black Magnetic Glass Calendar Board 14
Black Splash-Cork Tackboard 21
Brio Trim 59
Bulletin Bars 24

C

Colored Cork 21, 25, 54, 57
Colored Cork Panels 45
Colored Cork Skins 45
Colored Cork Tackboard 21
Combination Boards 15
Combo-Rite Boards 15
Cork Strips 24
Customizable Magnetic Glass Board 14

D

Deluxe Aluminum Trim 58
Deluxe Bulletin Board Cabinet 50
Deluxe Mobile Reversible Board 31
Divvy D.O.C. Partition 33
D.O.C. Glass Partition 33
D.O.C. Partition 32, 33
D.O.C. Partition – Custom Fabric Panel 32
Dura-Rite® 12, 53
Dura-Rite® Whiteboard 12

E

Economy Enclosed Bulletin Board Cabinet . 50
Economy Lap Board 39
Eco Wheasel® 36
Elan Trim 59
Elemental Frameless Whiteboard 10
Elite Display Cases 51
Elite Freestanding Display Case 51
Enlighten Mobile Glass Board 28
Essentials Mobile Whiteboard 30
Essentials Porcelain Whiteboard 10
Euro® Mobile Reversible Board 30
Evolution Projection 53
Evolution Projection Board 10
Expanding Nest Easel 34

F

Fabric Add-Cork 22, 55
Fabric Cork-Plate 55
Fabric Covered Panels 45
Fabric Covered Tackboards 22
Fab-Tak 55
Fire-rated Vin-Tak 54
Folding Wheasel® 36, 37
Framed Magnetic Glass Board 7

H

Hang Up Board 14
Hierarchy Grow & Roll Mobile Glass Board 29
Horizontal Sliding Boards 16

I

Indoor Enclosed Bulletin Board Cabinet . 48
Insight® Low Iron Magnetic Glass Board . . 6
Interactive Projector Board 11
Interactive Projector Board + Whiteboard System 11
IPB Low Gloss White 52
IPB Matte Gray 52
IPB Standard White 52

L

Lumina™ Mobile Reversible Board 30

M

Magne-Rite 12, 53
Magne-Rite Whiteboard 12
Magnetic Glass 6, 7, 14, 28, 29, 53
Map Rails 25
Mobile Floor Display Panels 39
Modifier XV Height Adjustable Easel 36
Mosaic Magnetic Glass Boards 14

N

Natural Add-Cork 20, 54
Natural Add-Cork Panel 44
Natural Add-Cork Tackboard 20
Natural Cork Panels & Rolls 44
Natural Cork-Plate 20, 54
Natural Cork-Plate Panel 44
Natural Cork-Plate Tackboard 20
Natural Cork Roll 44
Natural Cork Self-Adhesive Skin 44
Navigator Floor Stand Sign 51
Nest Easel 34
New-Rite® Replacement Vinyl 42

O

OB Trim 58
Ogee Curved Easel 35
Origin™ Trim 59
Outdoor Enclosed Bulletin Board Cabinet . 48,

50
Outdoor Headline Bulletin Board Cabinet . 49

P

Patient Magnetic Glass Board 14
Pebbles Vinyl 55
Pebbles Vinyl Tackboard 23
Platinum Mobile Reversible Board 31
Porcelain Steel ½" 52
Porcelain Steel ¼" 52
Porcelain Steel Chalkboard 17
Porcelain Steel NAUF 52
Porcelain Steel Panels 42
Porcelain Steel Self-Adhesive Skins 42
Porcelain Steel Whiteboard 8
Preschool Dividers 38
Presidential Trim 8, 12, 20, 21, 22, 23, 58
Projection Glass 53
Projection Plus® 10, 53
Projection Plus® Board 10
PS Chalkboard 53

R

Retro-Finish Panels 42
Rubber-Tak 22, 55
Rubber-Tak® Skins 45
Rubber-Tak® Tackstrips 24
Rubber-Tak Tackboards 22

S

Series 31 Trim 59
Sharewall® 43
Sharewall® Spline System 43
Solid Oak Trim 59
Splash-Cork 21, 54, 57
Splash-Cork Tackboard 21
Standard Modular Panels 38
Storage Wheasel® 35

T

Tack-Bite® 24
Tackboard Display Panel 25
Tackboard Display Rail 25
TLC-2 Deluxe Teacher's Learning Center . . 37
Trek Mobile Room Divider 39
TuF-Rite™ ½" 53
TuF-Rite™ ¼" 53
TuF-Rite™ Whiteboard 13

U

Ultra Trim 8, 20, 21, 23, 58

V

Valu-Tak Natural Cork 54
Valu-Tak Natural Cork Tackboard 20
Vertical Sliding Boards 16
Vin-Tak 54
Vinyl Add-Cork 23, 54

Vinyl Cork-Plate 54
Vinyl Covered Panels 45
Vinyl Covered Tackboards 23
Visionary® Board + Exo Tray System 7
Visionary® Curve Mobile Glass Board 29
Visionary® Enclosed Cabinet 50
Visionary® Hierarchy Magnetic Glass Board . 6
Visionary® Magnetic Glass Board 7
Visionary® Move Mobile Glass Board 28

W

Wheasel® 34
Whiteboard Track System 17



MOORECO



VANERUM
NORTH AMERICA

MOORECO | VANERUM NORTH AMERICA
2885 Lorraine Avenue | Temple, TX 76501
p: 800.749.2258 | f: 866.888.7483
www.moorecoinc.com | www.vanerumna.com



MOORECO™



VANERUM™
NORTH AMERICA

MOORECO | VANERUM NORTH AMERICA

2885 Lorraine Avenue | Temple, TX 76501

p: 800.749.2258 | f: 866.888.7483

www.moorecoinc.com | www.vanerumna.com

