

LOUNGE SEATING:

Single




MOORECO™



CONSTRUCTION & FEATURES:

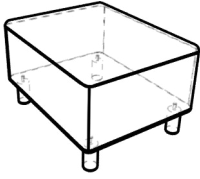
- Lounge seating creates a multitude of spaces for establishing privacy, collaboration or relaxation. One-third smaller than standard modular seating.
- Coordinates with other soft seating pieces to configure as circular, straight or serpentine arrangements.
- Top stitched sewing details in upholstery. Textiles available through graded-in fabric program, or COM by approval. Includes aluminum legs.
- Table versions with optional integrated electrical USB and 110v outlets.
- Manufactured in the USA from commercial grade 3/4" plywood and hardwoods. Seat are 18-1/2"H on all units.
- Tables feature 1" MDF core with a variety of HPL laminate and edgeband options.
- Twelve year limited warranty on seating and five years for table versions. SCS Indoor Advantage Gold Certified.
- Prop 65 and CAL 117-2013 compliant. 400 lb. capacity.

AVAILABLE UPGRADES:



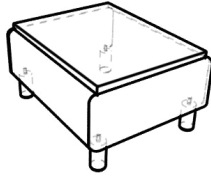
SINGLE LOUNGE SEATING:

Single Bench
PN 1000B



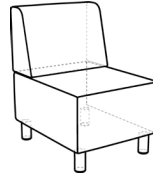
18.5"H x 22.5"W x 29.5"D • 37 lbs

Single Table
PN 1000T



16"H x 22.5"W x 29.5"D • 38 lbs

Chair - Armless
PN 1000C



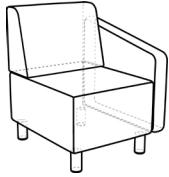
34.5"H x 22.5"W x 29.5"D • 57 lbs

Chair - Right Arm
PN 1000CRH



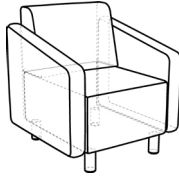
34.5"H x 26.5"W x 29.5"D • 67 lbs

Chair - Left Arm
PN 1000CLH



34.5"H x 26.5"W x 29.5"D • 67 lbs

Chair - Both Arms
PN 1000CLR



34.5"H x 30.5"W x 29.5"D • 85 lbs

Mobility Chair - Armless
PN 1000CM



34.5"H x 22.5"W x 29.5"D • 60 lbs

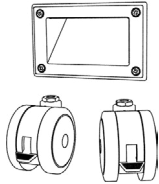
Mobility Chair - Both Arms
PN 1000CLRM



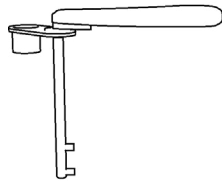
34.5"H x 30.5"W x 29.5"D • 88 lbs

ACCESSORY OPTIONS:

Mobility Package

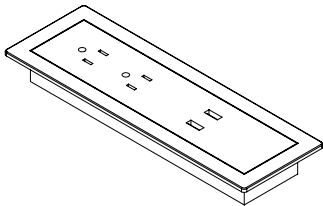


Tablet Arm

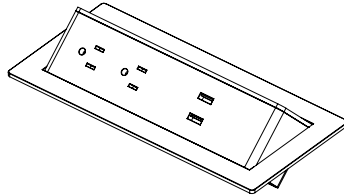


POWER OPTIONS:

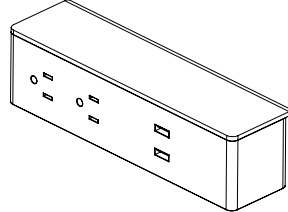
Face-Up Electrical



Pop-Up Electrical



Under Seat Electrical



Pop-Up Grommet Electrical

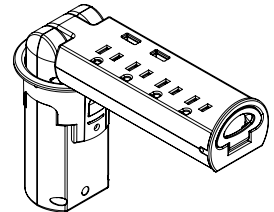


TABLE TOP OPTIONS:

Laminate Options:



Amber Cherry
7919



Asian Night
7949




Castle Oak
7928



Fusion Maple
4909



Graphite Nebula
4623



Gray Elm
8201



Black
BK



Platinum
PN




Gray Mesh
4877



Gray Nebula
4622



Low Line
7998




Nepal Teak
7209



Pewter Mesh
4878



Dove Gray
GR



White
WT

Edgeband Options:

FABRIC OPTIONS:

A full list of graded-in fabrics is available at moorecoinc.com/price-guides. COM fabrics available on approval. View fabrics at mayerfabrics.com or memosamples.com



MOORECO + MOORECO CONTRACT
2885 Lorraine Avenue | Temple, TX 76501
p: 800.749.2258 | f: 866.888.7483
moorecoinc.com | moorecocontract.com

Soft seating ships FOB Tennessee
Rev 09-09-2020