

Elate Perch Stool

Part Numbers: EPIA, EPIB, EPIC, EPID, EPIE

BASE:

The base is injection molded plastic and the color of the base is morning fog gray. Wheels are installed in the back legs of the base for ease of transportation. The tilt mechanism is encased in the base and allows for front to back and side to side movement of the seat.

HEIGHT ADJUSTABLE COLUMN:

The height adjustable column of the stool is a pneumatic cylinder that adjusts the overall height of the stool from 25" - 33.8". The two handles underneath the base are controls the height of the cylinder. The column sits inside a tilt mechanism installed in the base of the stool.

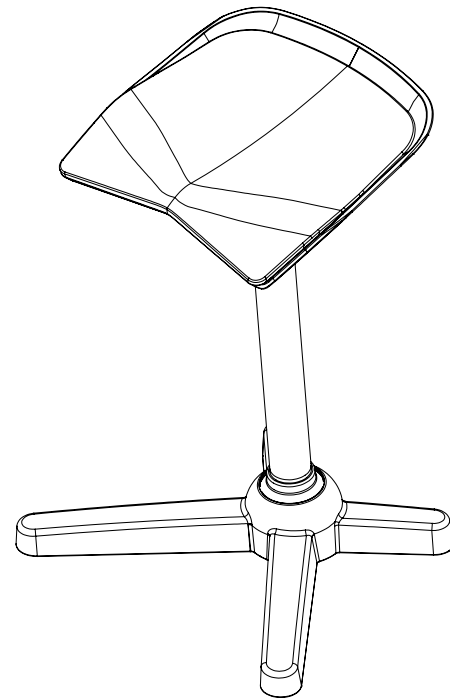
SEAT FRAME & PAD:

The seat frame is injection molded plastic. The color of the frame is morning fog gray.

The perch stool seat pad is made of urethane foam. It comes in five colors: Black, Cayenne, Endless sea, Morning fog and Moss. The pad is attached to the base with 4 fasteners.

GLIDES:

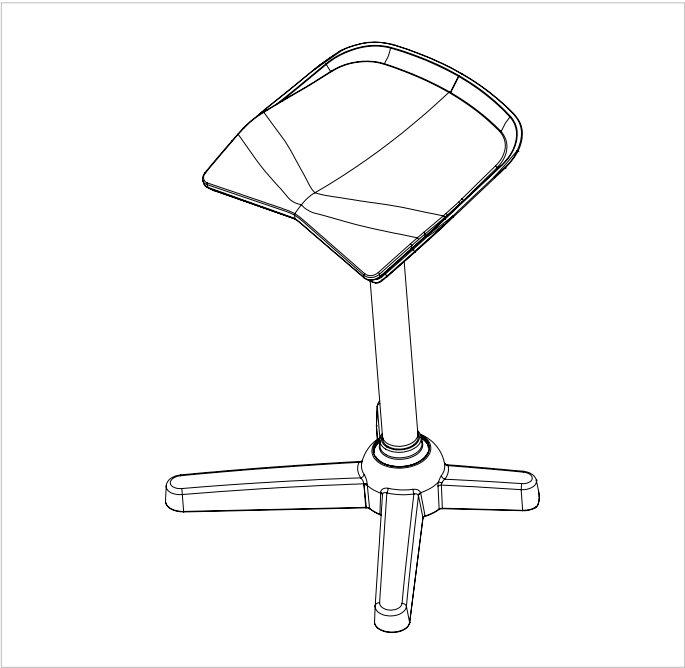
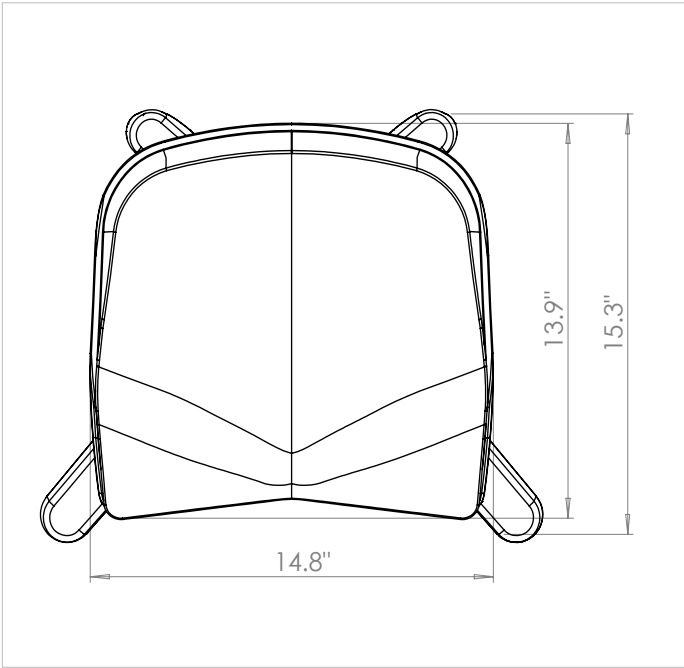
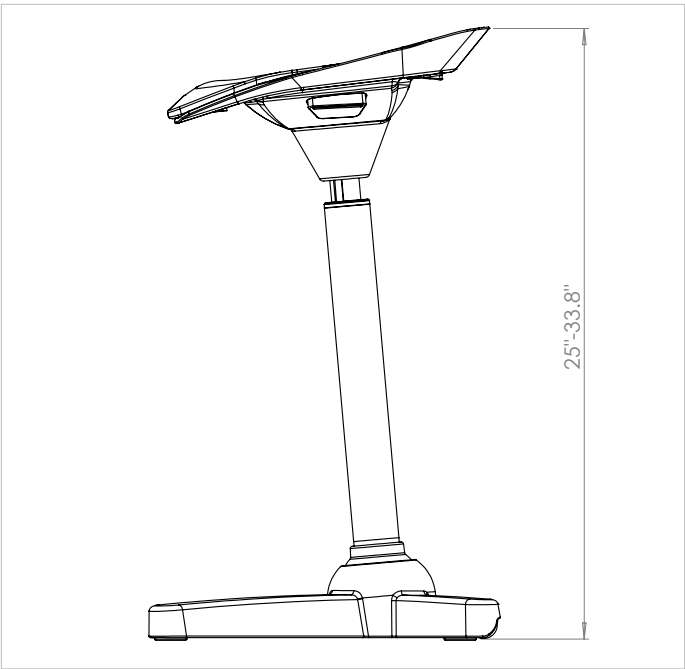
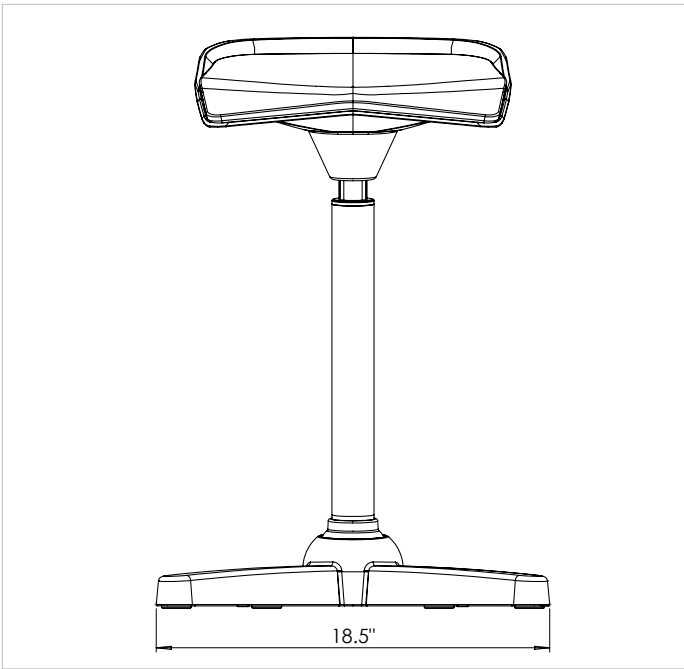
The perch stool has four nylon glides screwed into the base.



COMPLIANCE:

Indoor Gold Advantage certified.

Meets or exceeds BIFMA testing.



DIMENSIONS:

Base Model No.	Description	Height – Min/Max "	Width "	Depth "	Weight lbs
EPIX	Elate Perch Stool	25"-33.8"	18.5"	15.3"	16 lbs



MOORECO INC.
 2885 Lorraine Avenue | Temple, TX 76501
 p: 800.749.2258 | f: 866.888.7483
www.moorecoinc.com