

# elate


BY MOORECO



60mm dual wheel non-marring hard casters with grip.

Nylon arm rests.

Revolutionary weight-sensitive tilt mechanism, allowing it to sense each user's body weight and recline accordingly.



## Elate Task Chair

Maximize your comfort when you personalize your own Elate Task Chair! A stylish chair with fully ergonomic capabilities, Elate Task Chairs can be totally modified to fit your office, workplace or classroom. Each Elate Task Chair features customization and adjustment options, tailored to your specific needs to provide optimal positioning for hours of comfort.



MOORECO™

# Seat and Back Construction


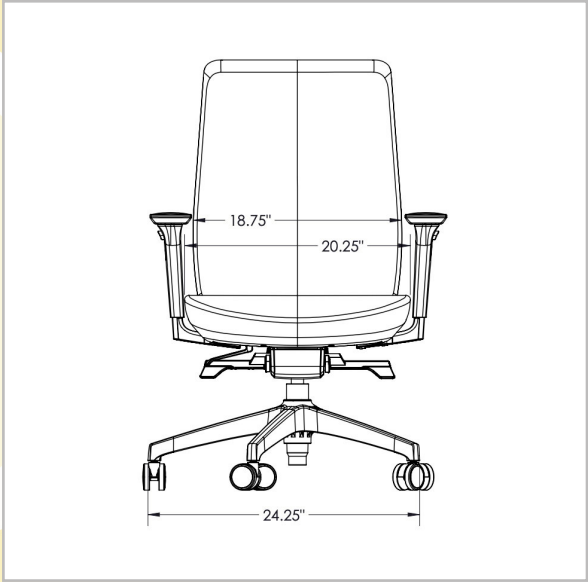
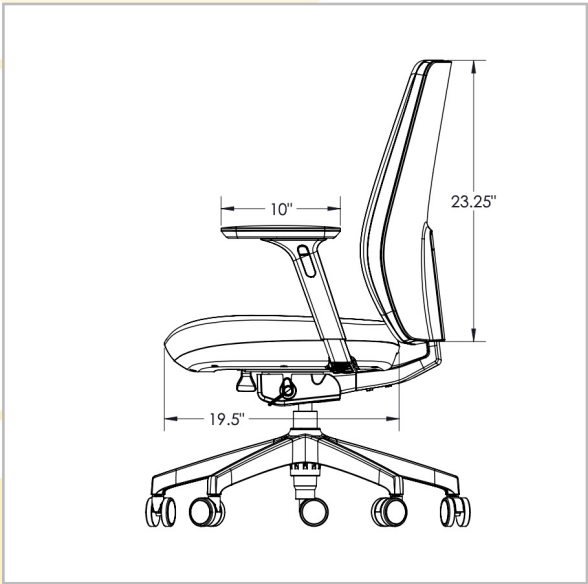
Seat and back cushions consist of plywood and foam with upholstered fabric. Cushions are mounted to an injection molded hard plastic base and back with overmolded steel inserts.

## Frame

Frame consists of grey nylon arm rests and 5-star base. Base comes standard with five 60mm dual wheel non-marring hard casters with grip ring 7/16" stems.

## Adjustment

- Six-position backrest height (50mm range)
- Six-position seat depth
- Nine-position armrest height (75mm range)
- Seven-position armrest pad forward backward adjustment (40mm range).
- Four-position armrest pad left and right adjustment (30mm range)
- Seat adjusts from 18" to 21"H. 21° back tilting angle with three locking positions.



The Elate Task Chair is customizable through our graded-in fabric program! COM available on approval. View our most up-to-date carded fabric offering online below:

[VIEW ONLINE](#)

| PART NO.      | ITEM             | DIMENSIONS                       | SHIP WT. |
|---------------|------------------|----------------------------------|----------|
| 56584-VX-XXXX | Elate Task Chair | 39.5" - 41.5"H x 24.3"W x 24.3"D | 51 lbs   |

