

## Hierarchy Jet Desk

Part Number(s): 17XXGX-XXXX

### TOP:

The top is made of 1 1/8" Particleboard Core with 3mm Flat Vinyl Edge. The work surface is constructed of 45# particleboard core with high-pressure laminate (HPL) top surface and phenolic backer sheet for balanced construction.

### LEG (YOUTH & STANDARD HEIGHT):

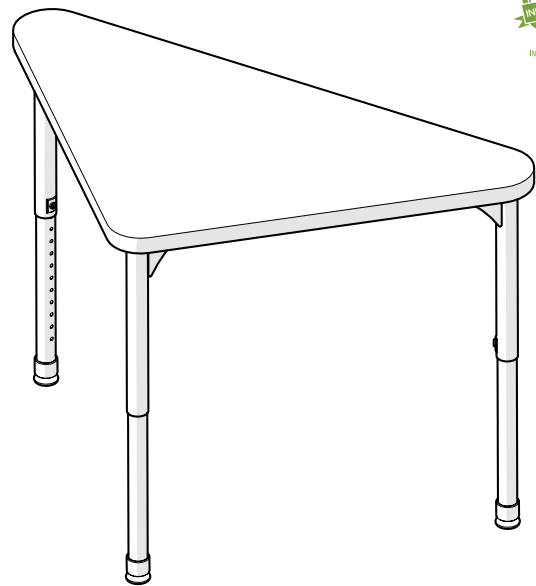
The 1.5" diameter 16 gauge powder coated leg receiver is welded to a 10 gauge steel top plate and two 11 gauge gussets for strength. Legs are directly mounted to the top with six #10 x 1" wood screws. The leg insert is a 34mm 16-gauge chrome plated steel tube with welded in threaded glide insert. Legs are standard with nylon glides that have 3/4" height adjustment range for leveling, and an 3/8"-16 threaded stem. 60mm wheel casters with a 3/8"-16 threaded stem are available for easy field installation in locking and non-locking. Casters add 2" of height to the desk.

### LEG (STANDING HEIGHT):

The 1.75" diameter 14 gauge powder coated leg receiver is welded to a 9 gauge steel top plate and two 10 gauge gussets for strength. Legs are directly mounted to the top with nine #10 x 1" wood screws. The leg insert is a 40mm 16-gauge chrome plated steel tube with press fit plastic cap. Legs are standard with 3/8"-16 nylon glides. 60mm wheel casters with a 3/8"-16 threaded stem are available in locking and non-locking. Casters add 2" of height to the desk.

### HEIGHT ADJUSTMENT:

Adjustment range is from 18"-29" in 1" increments for standard legs, 12"-18" for youth height legs, and 27 1/4" - 42 1/4" for the standing height leg option. One 3/8"-16 set screw with an allen drive are used to tighten the leg insert at the chosen height.



### OPTIONS / ACCESSORIES:

All Hierarchy desk and table tops are available with a variety of laminate and edgeband options, as well as black or platinum legs.

Optional accessories include a pair of casters, backpack hook, book boxes, ganging device and clamp mounted electrical unit. Book box compatibility may vary, based upon the desk top size and necessary leg clearances.

### COMPLIANCE:

SCS Indoor Advantage Gold certified.

All Shapes Desks pass BIFMA table and leg static load tests as well as leg pull test requirements.

### LAMINATE + MATCHING EDGE BAND:



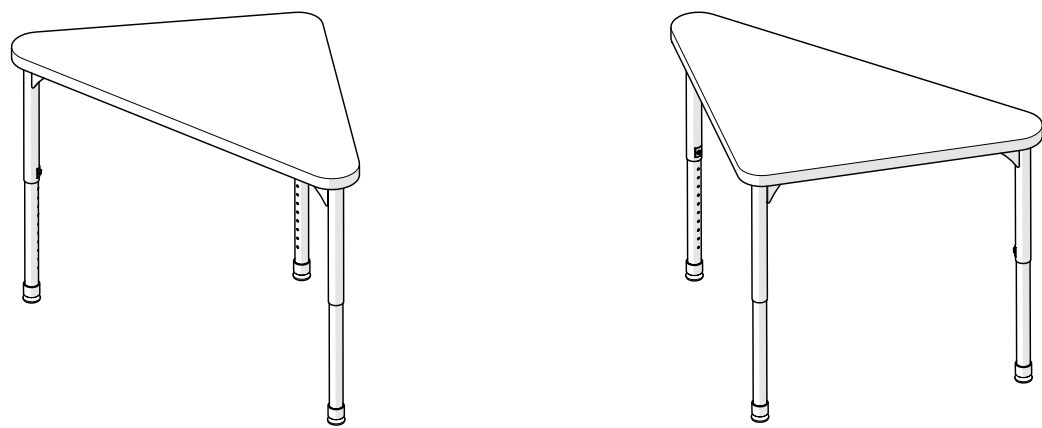
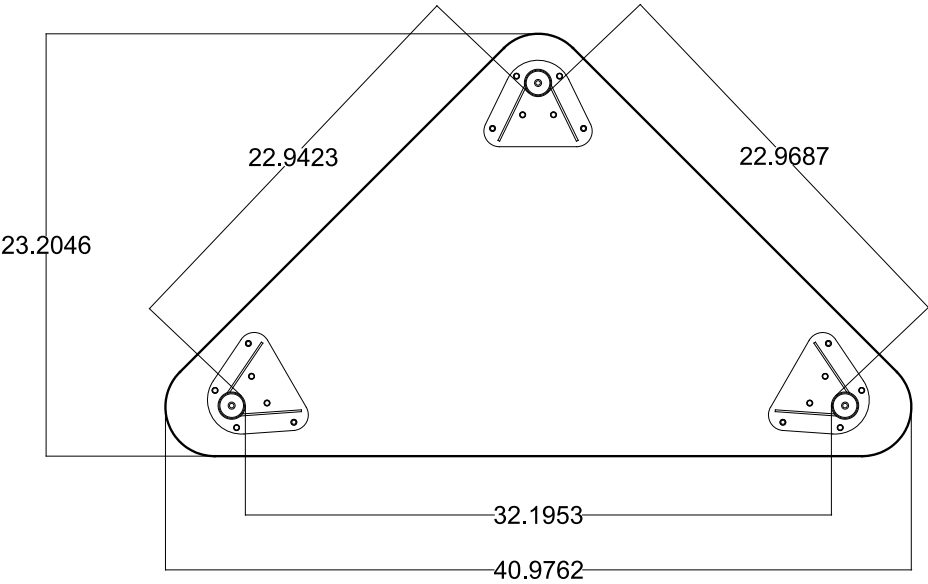
### COLORLED EDGE BAND:



### LEG COLOR:



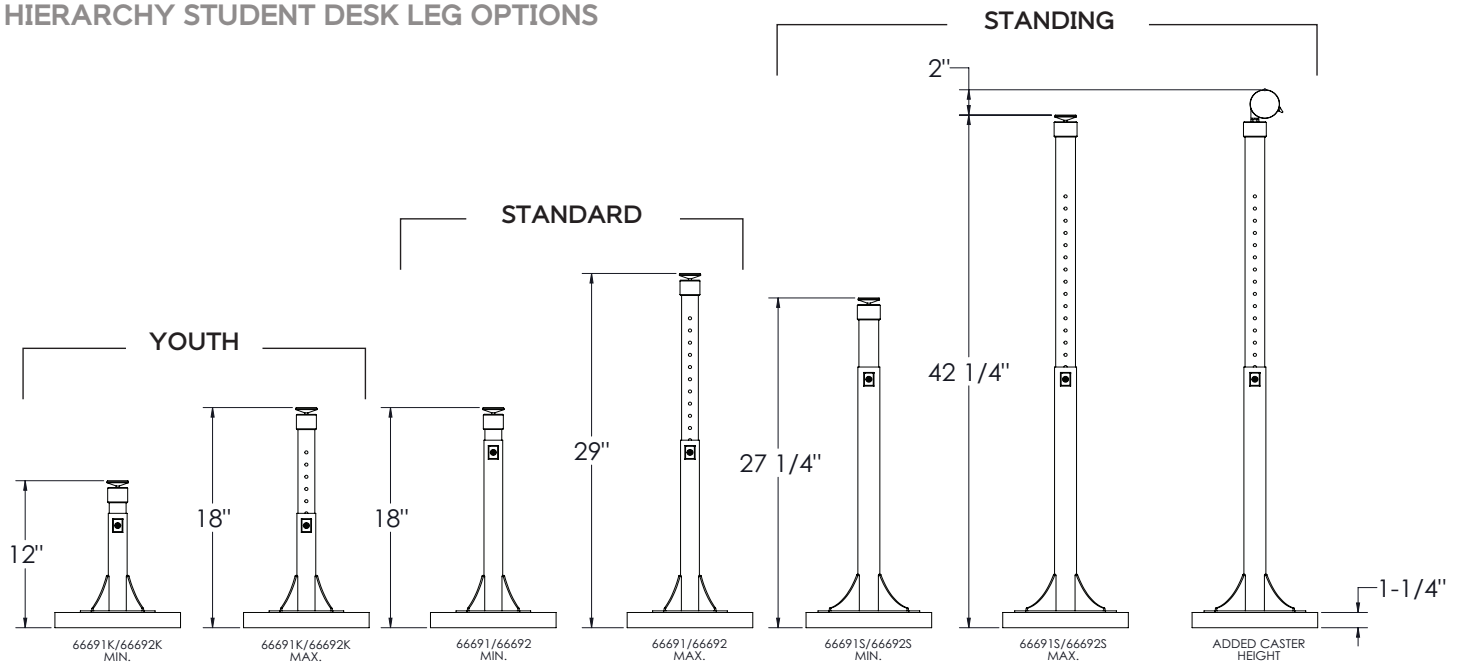
HIERARCHY JET DESK



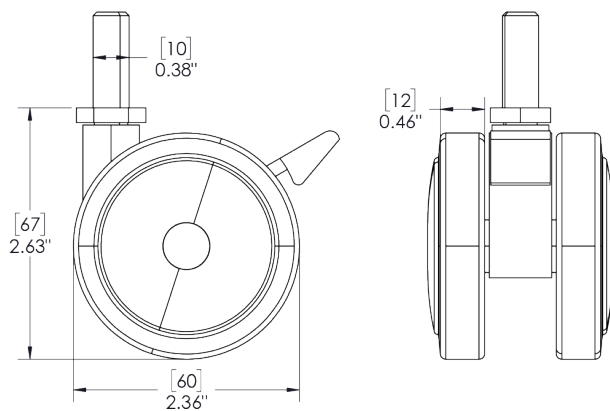
DIMENSIONS:

Base Model No.	Description	Height - Min. "	Height - Max. "	Overall Depth "	Overall Width "
17XXGX-XXXX	Hierarchy Jet Desk	12", 22", 27 1/4" (youth, std, standing)	18", 32", 42 1/4" (youth, std, standing)	23.2"	40.98"

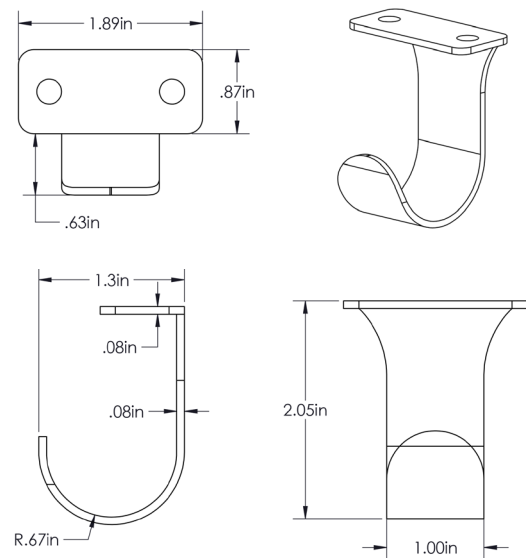
## HIERARCHY STUDENT DESK LEG OPTIONS



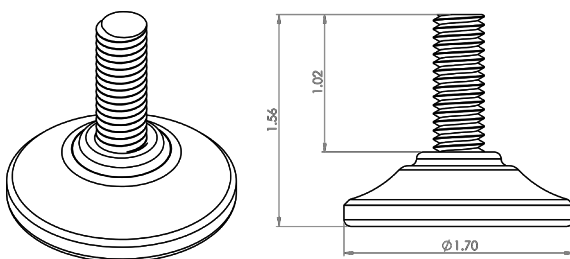
### CASTER OPTION



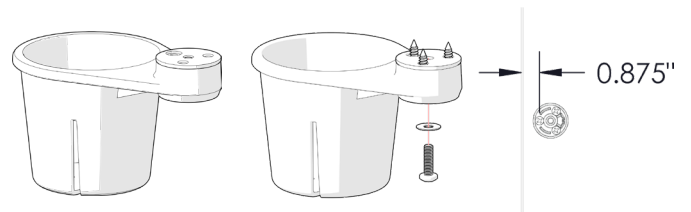
### PACK HOOK



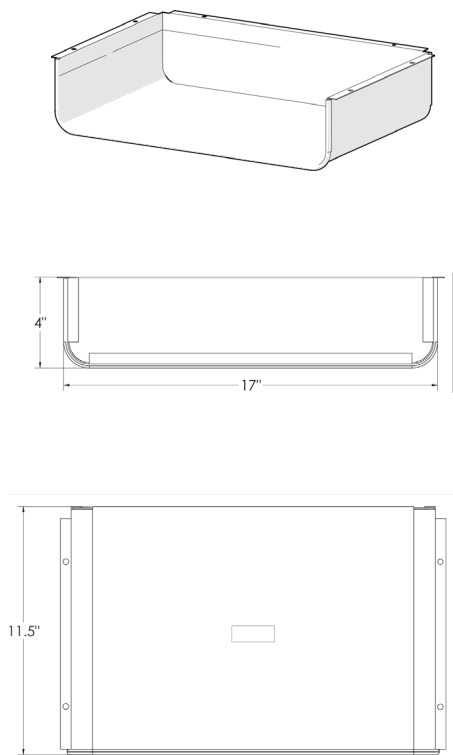
### NYLON GLIDES (STANDARD)



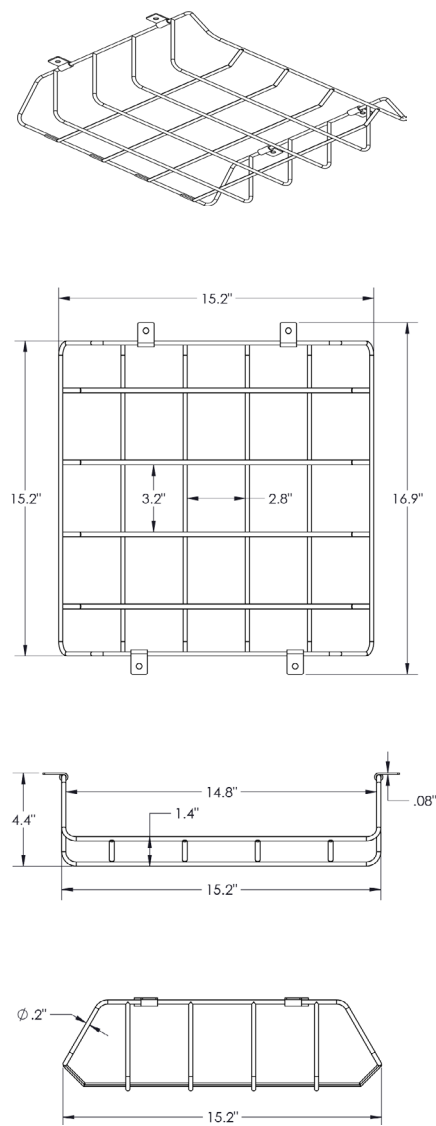
### CUP HOLDER



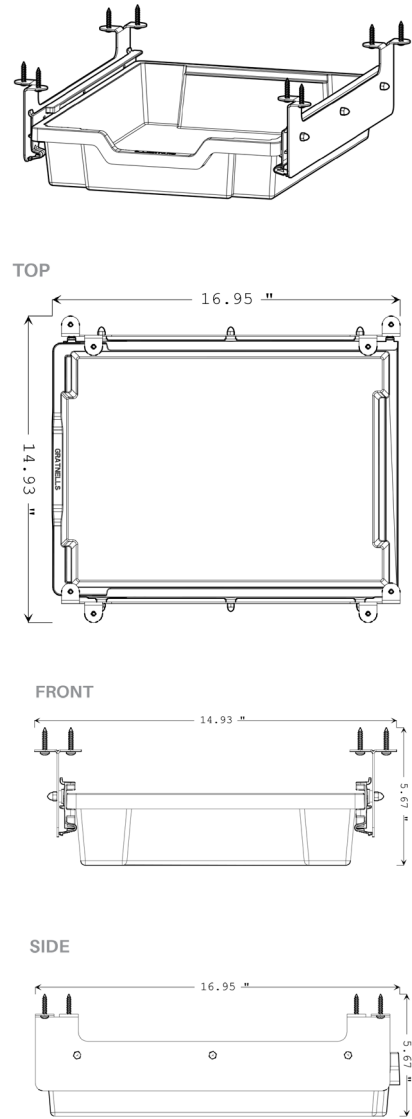
ENCLOSED BOOK BOX



WIRE BOOK BOX



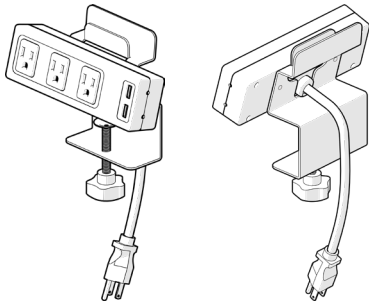
TOTE TRAY II



ACCESSORIES:

Base Model No.	Description
12934	Student Desk Casters
45131	Tote Tray II
66669	Pack Hook (Set of 2)
59019	Student Desk Cup Holder
66633	Enclosed Book Box (Platinum)
66662	Wire Book Box (Chrome)
66675	Clamp Mount Outlet & USB Charger

CLAMP MOUNT OUTLET & USB CHARGER



ITEM	SPECIFICATION
USB Charging Ports	Two (2)
AC Outlets	Three (3)
Electrical Rating	12A (Derated from 15A due to UL 962A), 125V, 50/60Hz
EMI/RFI Noise Filtration	150kHz~100MHz up to 37dB reduction
USB Output	5V/2.1A max total
Listing	UL/cUL Listed
Power Cord	10' / 305cm