

# PRODUCT SPECIFICATIONS

## Platinum Mobile Reversible Board

Part Number(s): 669RU, 669RF,  
669RG, 669RH

### Overview:

Get up to twice the functional space of a wall-mounted board with a versatile and mobile Platinum Reversible Board. Mobile boards are double-sided and available in a variety of surface combinations, including porcelain steel magnetic dry erase whiteboard, and Dura-Rite® HPL dry erase whiteboard.

### Surfaces:

Surfaces available for mobile reversible boards are Dura-Rite® HPL dry-erase markerboard, and porcelain steel magnetic dry erase markerboard. The double sided porcelain steel option utilizes 28-ga porcelain steel markerboard on both sides of a 7/16" MDF panel. Double sided Dura-Rite HPL option utilizes 0.04" thick Dura-Rite HPL on both sides of a 7/16" Hexacomb panel. Surface trim is .8" x .65" and is .060" thick. On each side of the surface a plastic piece is attached using a threaded post and an M6 x 12mm screw. The piece is screwed with two M6 x 12mm screws to a 3mm formed steel plate welded to an M8-1.25 x 60mm thread which attaches through the upright into a plastic threaded knob.

### Uprights:

Upright is a 51 5/8" long, 40mm x 80mm, oval, 16-ga, steel tube, welded to a 100mm by 50mm 14-ga steel bracket. The bracket is welded to the 2.25" x 25" foot. And has welded threaded plates in each side of the foot for casters. The upright has a 11-ga steel plate welded to the top with a through hole for the surface to attach. A plastic slip is attached to cover the joint between the upright and the foot.

### Tray and Crossbar:

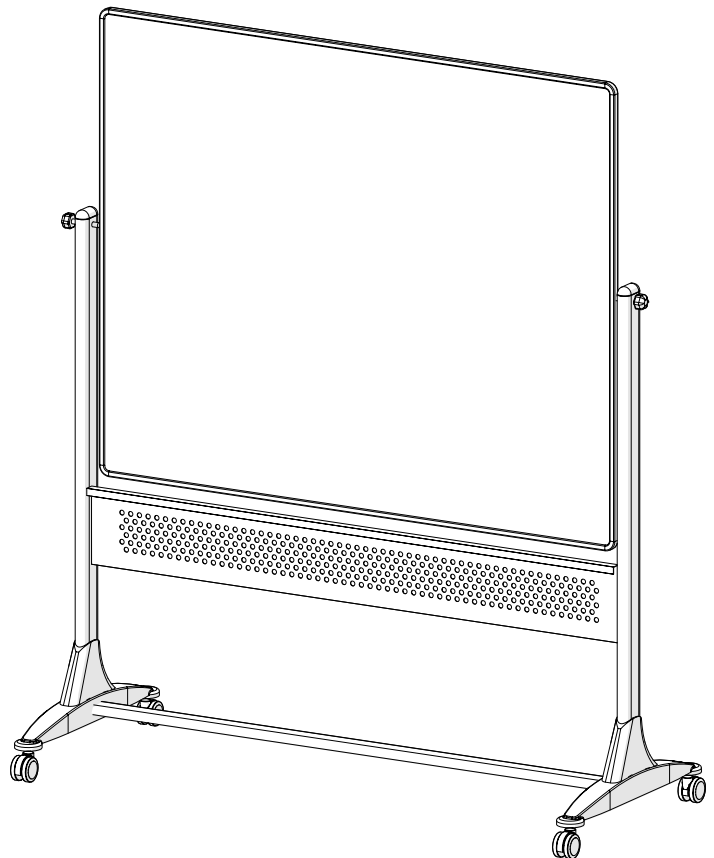
Tray is 74 3/8" long, 2" deep, 18-ga steel with an 8" high perforated panel attached to the uprights with two M6 x 12mm screws on each side. Crossbar is a 76" long, 80mm x 40mm, oval, 16-ga steel tube attached to the welded brackets in the feet by two M8-1.25 x 40mm screws and lock washers on both sides.

### Casters:

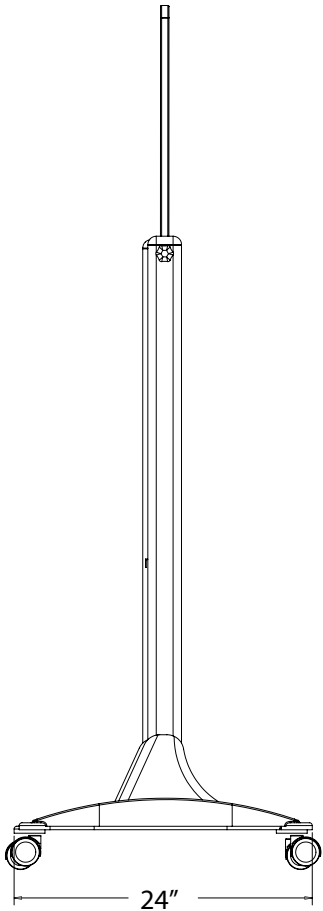
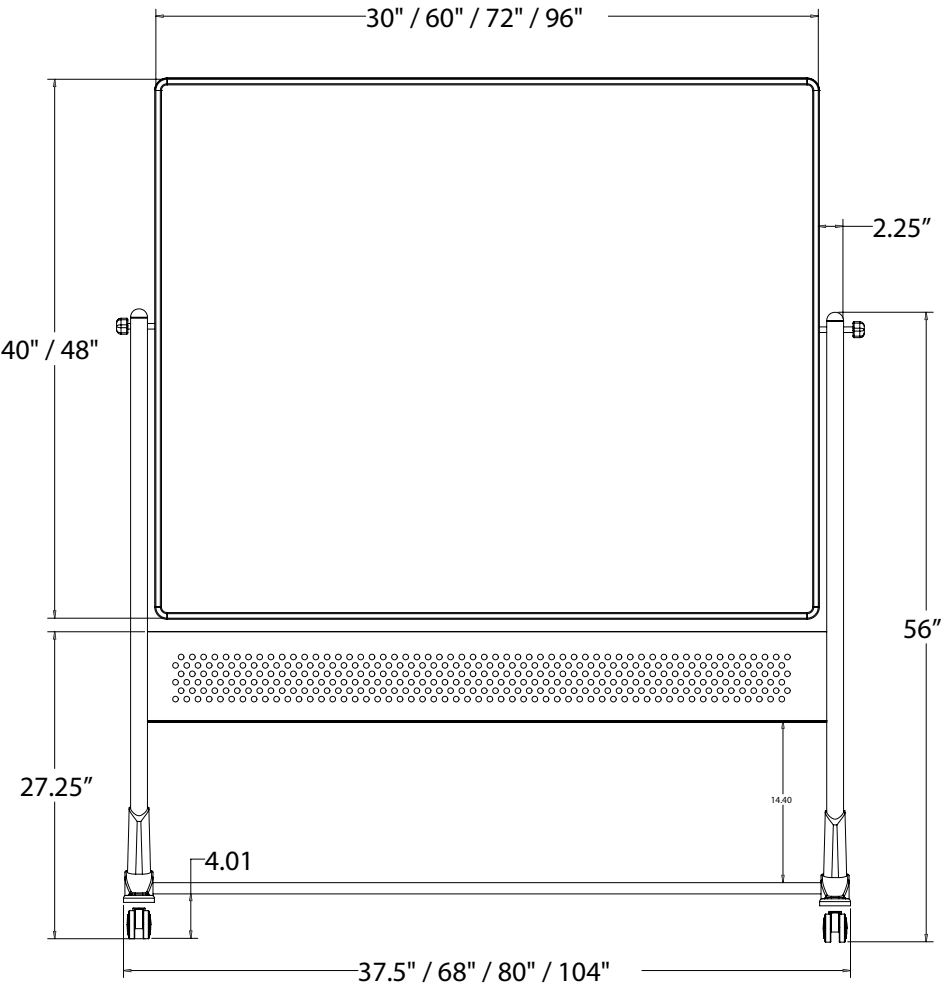
Casters are 3" single-wheeled locking casters attached with M8-1.25 x 15mm stems.

### Certifications:

SCS Indoor Advantage Gold Certified.



# Drawings & Dimensions



# Materials & Finishes

## Whiteboard Options:



Porcelain Steel



Dura-Rite®

## Frame Options:



Platinum

# Standard Options

Part No.	Description	Panel Dimensions (inches)		Overall Dimensions (inches)			Ship Wt. (lbs)
		H	W	H	W	D	
669RU-DD	Porcelain Steel Whiteboard / Porcelain Steel Whiteboard	40	30	78.3	37.5	24	66
669RU-DM	Porcelain Steel Whiteboard / Porcelain Steel Whiteboard + Music Lines	40	30	78.3	37.5	24	67
669RU-HH	Dura-Rite HPL Whiteboard / Dura-Rite HPL Whiteboard	40	30	78.3	37.5	24	55
669RF-DD	Porcelain Steel Whiteboard / Porcelain Steel Whiteboard	48	60	79.5	67.8	24	135
669RF-DM	Porcelain Steel Whiteboard / Porcelain Steel Whiteboard + Music Lines	48	60	79.5	67.8	24	136
669RF-HH	Dura-Rite HPL Whiteboard / Dura-Rite HPL Whiteboard	48	60	79.5	67.8	24	97
669RG-DD	Porcelain Steel Whiteboard / Porcelain Steel Whiteboard	48	72	79.5	79.8	24	134
669RG-DM	Porcelain Steel Whiteboard / Porcelain Steel Whiteboard + Music Lines	48	72	79.5	79.8	24	135
669RG-HH	Dura-Rite HPL Whiteboard / Dura-Rite HPL Whiteboard	48	72	79.5	79.8	24	113
669RH-DD	Porcelain Steel Whiteboard / Porcelain Steel Whiteboard	48	96	79.5	103.8	24	209
669RH-DM	Porcelain Steel Whiteboard / Porcelain Steel Whiteboard + Music Lines	48	96	79.5	103.8	24	210
669RH-HH	Dura-Rite HPL Whiteboard / Dura-Rite HPL Whiteboard	48	96	79.5	103.8	24	162

Please note this listing does not necessarily represent all available options for this product. If you are interested in a custom product or another option not listed here, please contact your MooreCo sales team for assistance at 800-749-2258 or [moorecoinc.com/contact-us/](https://www.moorecoinc.com/contact-us/)



For more information, visit the XXX product page at  
<https://www.moorecoinc.com/product/platinum-mobile-reversible-board/>