

thrive + learn

HIGHER ED AT THE NEXT LEVEL



MOORECO



MOORECO™

2885 Lorraine Avenue | Temple, TX 76501
p: 800.749.2258 | f: 866.888.7483
www.moorecoinc.com

©2024 MooreCo, Inc. All rights reserved. MooreCo reserves the right to correct pricing and/or copy errors. Due to the current volatility in the price of raw and finished materials, please refer to our latest online price guides for pricing and shipping information.

cultivating new leaders



moorecoinc.com/highered

The landscape of higher education is undergoing a profound metamorphosis. The rapid advancement of the digital era is catalyzing a transformative shift that demands both adaptation and innovation in higher education. The focus on technology and machine-driven work has resulted in a gap in soft skills. Employers are voicing concerns over a lack of human-centric skill such as creativity, critical thinking, and adaptability in their young hires.

Now, more than ever, there exists an imperative for institutions to recalibrate how they prepare students for the workforce. Institutions that spotlight the immersive and collaborative aspects of on-campus education, emphasize the benefits of face-to-face interactions and hands-on experiences, and provide a vibrant campus community will attract the next generation of leaders. Spaces should be thoughtfully designed and welcoming to encourage spontaneous social interactions and informal gatherings, promote a sense of belonging, and foster community, connectivity, and well-being.

At MooreCo, we combine ergonomics with style to produce innovative, inclusive furniture solutions that develop soft skills by meeting the six developmental needs of students. By strengthening the intellectual, physical, psychological, social-emotional, spiritual, and moral skills of college students, they will have the tools to thrive in the classroom and will be poised to succeed in this digitally driven world.

inklüd table

Elevate learners to their fullest potential with all new Inklüd tables. Designed to empower individuals of all ages, whether in educational or commercial settings, these tables boast a sleek and minimalist profile that seamlessly harmonize any environment. Their adaptability is a hallmark, offering versatile solutions with customizable features, including flip tops, a variety of base styles, and adjustable heights. Add casters for mobility to make dynamic easy-to-rearrange collaborative spaces, or choose glides for permanent stations. Seamlessly complement your existing decor by choosing from a wide range of customizable laminate tabletops with matching edge bands. Grommets are optional for enhanced cable management.

Inklüd Tables are available in a variety of base and top configurations. See chart on p. 7 for details.



Akt Lounge
Soft Seating



moorecoinc.com/inklud

inklud

BY MOORECO

Akt Wire
Base Stool

Pedestal Base
Round Table

Akt Wire
Base Chair

Pedestal Base
Squirrel Table

Akt 4-Leg
Caster Chair



moorecoinc.com/inklud

Adjustable
Height C-Leg

Adjustable
Height T-Leg

26"
to
36"






Height matters! Physical health plays a role in productivity. Proper posture, alternating sit and stand positions, and using the correct height setup help create optimal workstations.

Akt 5-Star
Chair

inklud table

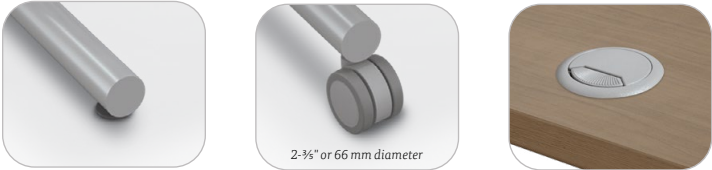
The Inklud Table line adapts to fulfill virtually any function with available options like flip tops, mobile bases, and adjustable heights. Laminate tops measure 1- $\frac{1}{8}$ " thick. Standard and custom laminates and matching edge bands available.

Powder-coated platinum steel bases include T-Leg, C-Leg, X-Base, and pedestal, in adjustable height, fixed height, and flip top options (see chart on p. 7 for details).

	Fixed Height	Adjustable Height	Flip Top	Top Sizes	Grommet Available	Casters or Glides
 C-Leg	29" 36" 42"	26"H to 36"H	Yes (fixed height only)	36" x 20" to 72" x 30"	Yes	Yes (casters only on flip top)
 T-Leg	29" 36" 42"	26"H to 36"H	Yes (fixed height only)	36" x 20" to 72" x 30"	Yes	Yes (casters only on flip top)
 X-Base	29" 36" 42"	26"H to 36"H	—	30" 36" 42" Round or Square	Yes	Yes
 Round Pedestal	29" 36" 42"	—	—	30" 36" 42" Round	Yes	—
 Squircle Pedestal	29" 36" 42"	—	—	30" 36" 42" Squircle	Yes	—



All bases are available in three fixed heights (X-base shown above). Add flexibility with an adjustable height base available in all but the pedestal base.



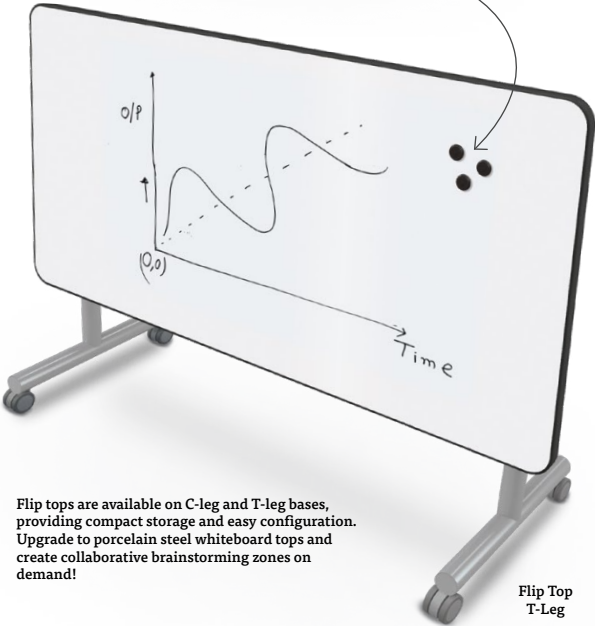
Choose from floor safe nylon glides or dual-wheel casters (two locking) on all C-leg, T-leg, and X-base tables. Optional grommets available on all tabletops.

New squircle shape provides a rounded contour with ample tabletop space for collaboration or socialization.



Pedestal bases maximize room under the table for extra seat and leg space.

High-end porcelain steel top option provides superior durability, easy erasability, and accepts magnets.



Flip tops are available on C-leg and T-leg bases, providing compact storage and easy configuration. Upgrade to porcelain steel whiteboard tops and create collaborative brainstorming zones on demand!

akt table

Akt Tables were designed to enable learners to “Akt” with purpose and intention. The flexibility of movement gives students the avenue to build new communities. Ideal for collaborative set ups, tables are available with a variety of different tabletop styles, from racetrack, wavy rectangles, to amoeba-shaped desks. Elevate learning spaces with high-end butcher block tops. Akt tables are a reconfigurable solution designed for dynamic and collaborative environments. Tables may be used for group work emphasizing team activities and socialization. They can also be used alone with plenty of space to spread out and get creative.



Akt Amoeba Table

Available in a wide variety of shapes to add interest and flexibility to any space.

Butcher block top option features high-end solid wood



Akt Table + Rectangular Legs



Akt Table + Round Legs

akt
BY MOORECO



moorecoinc.com/akt

Akt 4-Leg Stool



moorecainc.com/akt

Akt 4-Leg
Chair

Akt Table +
Round Legs

Akt Wire Base
Chair

Akt table legs are available in either round or rectangular shapes, and feet are available with glides or with casters.



akt table

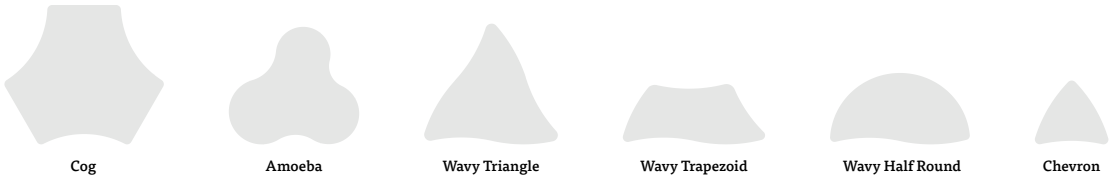
Akt Tables are a reconfigurable solution designed for dynamic and collaborative environments. Fixed height table tops are available in 29" H, 36" H, or 42" H models allowing users to sit, stand, and perch to support different styles of working or learning. The two taller sizes include an integrated footrest.

Laminate tops measure 1- $\frac{1}{8}$ " thick; butcher block tops measure 1- $\frac{1}{2}$ " thick. Standard and custom laminates and matching edge bands available.

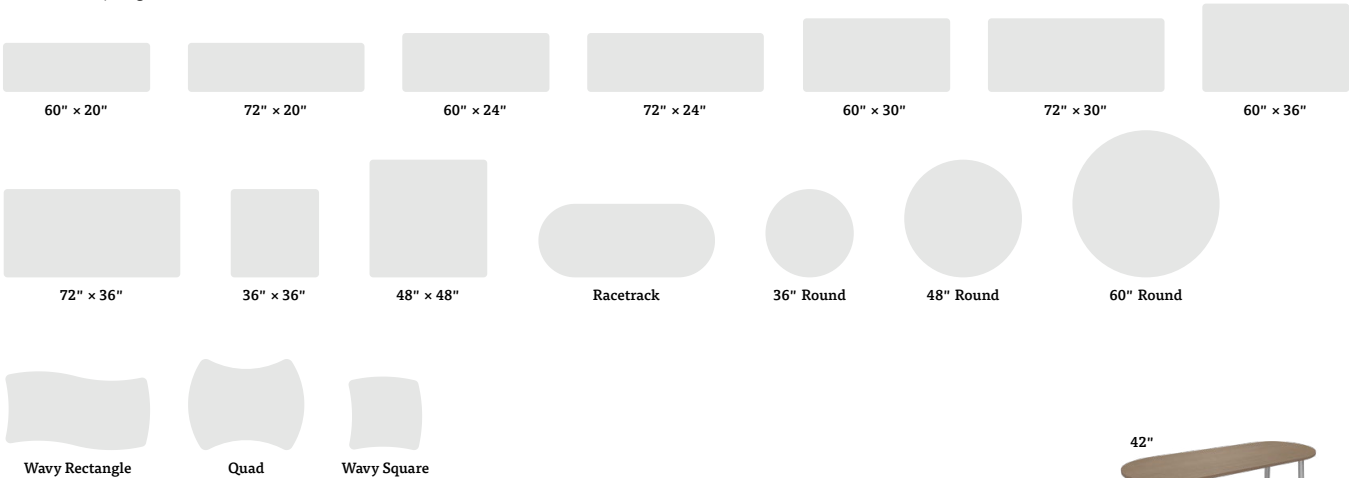
Angled legs include casters, and are available in rectangular or round profiles, making it easy for users to re-invent their space without wasting time. Sophisticated and sleek, the crossbar stabilizing the table is aluminum, chosen to reduce our carbon footprint.

Akt Table Top Options:

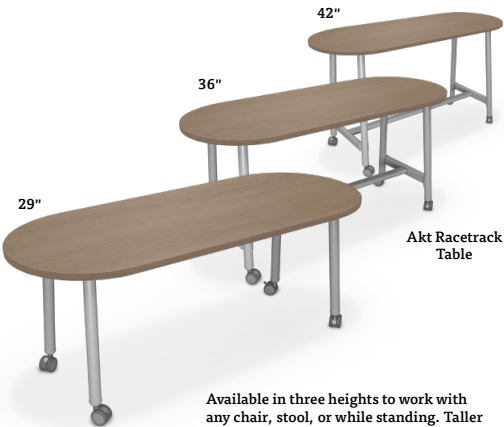
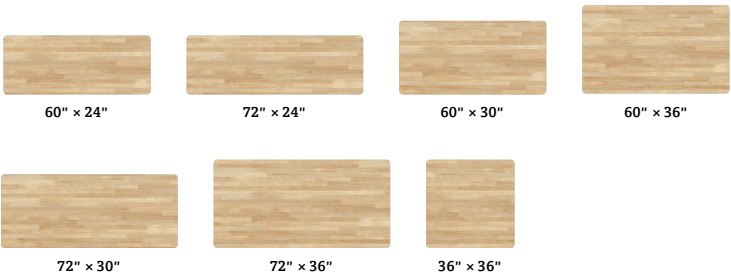
Available in 29" H table only:



Available in any height:



Available with butcher block top (in any height):



Available in three heights to work with any chair, stool, or while standing. Taller tables include integrated foot rest for comfort and structural stability.



Visionary Glass
Board

Height Adjustable
Flipper Table Half
Round

Akt 4-leg
Chair

Height Adjustable
Flipper Table 7224

height adjustable flipper table

Sit-to-stand tables are ideal for any modern learning environment. The Height Adjustable Flipper Table features a flexible adjustment range to accommodate virtually any function.

Tables adjust from 28-½" to 45" high, designed to allow easy viewing with stadium style seating in larger training room environments. Tables can be used with chairs, stools, or while standing.

Each features a 1" thick HPL top available in multiple standard laminates, or can be customized with any HPL and edge band. Choose matching edge bands for a sleek and cohesive look .

Tops flip back with a simple one handed lever mechanism to allow for easy transport and nesting for compact storage.

The black powder-coated steel frame includes a stabilizing stretcher bar and 2" casters (two locking). Optional modesty panel available for 60" and 72" tables.



moorecoinc.com/haft



Optional modesty panel provides convenient cable management.

28½"
to
45"

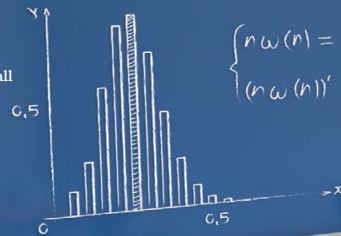


Available in three sizes for multiple configurations.

Designed to nest for easy mobility and compact storage.



Liso Glass Wall



$$\begin{cases} n\omega(n) = 1 & , 1 \leq n \leq 2 \\ (n\omega(n))' = \omega(n-1) & , n > 2 \end{cases}$$

③

$$\frac{\partial f}{\partial y} y_x = \frac{\partial f}{\partial x} \frac{\partial f}{\partial y_x} \quad \text{xx} - \frac{\partial f}{\partial x}$$

$$t = \sqrt{\frac{1 + (y')^2}{2g(y - rx)}} \quad \text{xx}$$



Akt 4-Leg
Chair

Frequency
C-Leg Table

mooreco frequency table

The Frequency Table is a solid solution for paired seating in lecture-style setups. But with a variety of base styles, wide range of surface options, its versatility extends beyond the norm.

Frequency is available in multiple base styles, all which share the same tapered leg design. Available with round, square, or rectangular top shapes in a variety of standard or custom finish options, Frequency is certain to look great in any environment from classrooms, common space, or cafes, to lecture rooms and training labs.

Offering a clean and functional leg design for group learning and discussion spaces, the C-Leg base provides ease of access and movement.

Sometimes you need a bit more space. Frequency's flip top T-Leg base with quick release handle lets you easily nest unneeded tables for compact storage.

Ideal for group seating comfort, the X-Base option provides optimum leg room for easy space sharing.

All bases available standard in platinum, and come with your choice of glides or casters.






moorecoinc.com/frequency



X-Base Table

Frequency is available with casters or glides, in T-Leg, C-Leg, or X-Base models in a variety of top shapes and sizes.

		
36" x 24"	28" x 28"	28" x 28"
48" x 24"	36" x 36"	36" x 36"
54" x 24"	42" x 42"	42" x 42"
60" x 24"		
72" x 24"		
54" x 30"		
60" x 30"		
72" x 30"		

community table

Communication and inclusivity flows with shared table spaces. Conversation is more natural and organic when users are seated in close proximity to each other in a space that allows everyone to be included. The Community Table fits these spaces seamlessly, providing an area for collaboration, socialization, and sharing of thoughts and ideas.


Understanding the needs of space and resources available, MooreCo has made the Community family available to ship assembled or ready-to-assemble. Assembled tables will minimize time on site, helping to reduce costs of installation and assembly. Ready-to-assemble tables are ideal for spaces with narrow doors or second stories. Professional assembly recommended.



moorecoinc.com/community



Akt Wire
Base Stool



Akt Table

Elate Task
Chair

Akt Sofa

Community
Table

Elevate Wind
Octagon Ottoman

Akt Wire
Base Stool

Community
Table



moorecainc.com/community

29"

36"

42"

















community table

Community Tables are available in a wide variety of heights, widths, and depths, and come standard with a modesty panel for structural stability. Available in all standard laminates or customize to personalize your space.









Adapt your table to the needs of your space with grommet option, power assembly options, or bag hooks for convenience.

Coordinating bench is designed to fit seamlessly with the Community Table. Available in all standard laminates or customize to personalize your space. Upholstered seat maximizes comfort, allowing users to relax and feel at ease when sharing the space. Ideal for use with the 29" H table.


Community Table Sizes:

							
60" x 30"	72" x 30"	84" x 30"	96" x 30"	60" x 36"	72" x 36"	84" x 36"	96" x 36"
							
60" x 42"	72" x 42"	84" x 42"	96" x 42"	60" x 48"	72" x 48"	84" x 48"	96" x 48"

Community Bench Sizes:

							
39" x 18"	48" x 18"	51" x 18"	60" x 18"	63" x 18"	72" x 18"	75" x 18"	84" x 18"

Coordinating 18" H bench is available with an upholstered padded topper.



Power assemblies placed on center 8" from the edge of the table.

All pieces available with either square or rounded corners.

Bag hooks provide ample storage for purses and back packs. Four are included per table when selected.



Optional power assemblies:



2 AC outlets



AC Outlet + USB A ports



USB C + USB A ports



Community
Table

Cocoon Media Space

Cocoon High
Surface

Cocoon High
Back Bench



cocoon

Cozy and insular, a cocoon is a space where powerful change takes place. The Cocoon has a curved design to create an inviting and welcoming collaboration and discussion space. A perfect solution for flexible socializing, meeting, and relaxing, Cocoon fits in-between spaces with ample seating capacity and configurability. Low or high laminate surfaces provide generous work space around the outer edge. Soft seating creates cozy and comfortable seating along the inside. Fully upholstered soft seating benches available with or without backrest for extra comfort.



moorecoinc.com/cocoon

cocoon media space

The Cocoon Media Space is an upscale solution combining technology and functionality. With versatile, modular seating, the media space is ideal for situations that require thinking outside the box. For students and collaborative learners, the Cocoon Media Space provides the closeness that allows for group thinking, as well as the expansiveness required for big ideas. Easily configurable for libraries, study halls, or common areas, it is perfect for hybrid learning and integrative educational experiences. Laminate and fabric available in countless finishes.



moorecoinc.com/cocoon

mediaspace flat panel cart

The sleek and stylish MediaSpace Flat Panel Cart provides safe and easy flat panel mobility while adding modern utility to any multimedia environment. Features a stylish and durable design, and accommodates a flat panel display up to 60" /125 lbs. Scratch-resistant white laminate finish with powder-coated black steel support. Back panel is removable for easy access to equipment and cables. Adjustable bracket provides optimum viewing angle. Keep cables under control with wiring channel in main pillar and grommets, keeping the appearance clean and minimalist. Four casters provide easy mobility and lock for stability.



moorecoinc.com/msflatpanelcart



Double
Privacy Pod



privacy pod

Cozy and private individual work space makes a comfortable solution for focused study or rest. Privacy Pods feature a built-in work surface that provides ample space for a laptop, and a side table to stow your bag, backpack, or other belongings. Upholstered to absorb ambient sound, the curved wall shape is designed to reduce noise, providing a quiet workspace. Both short and tall privacy wall options are available. Available in a variety of fabric combinations through our graded-in program. Optional integrated electrical outlets keep your devices powered, charged, and ready to go. Designed to allow multiple pods to be arranged in many configurations, fitting any space or nook.



moorecoinc.com/privacypod

double privacy pod

An intimate one-on-one space creates a comfortable solution for distraction-free collaboration or planning. Double Privacy Pods feature a built-in work surface to provide ample space for a laptop and side table storage for a bag, backpack, or other belongings. Two seats provide space for one-on-one meetings, conversations, and collaboration with no distractions. Optional integrated electrical outlets keep your devices powered, charged, and ready to go. Upholstered to absorb ambient sound, the curved wall shape is designed to reduce noise, providing a quiet workspace. Both short and tall privacy wall options are available. Available in a variety of fabric combinations through our graded-in program (COM available on approval). Designed to allow multiple pods to be arranged in many configurations, fitting any space or nook.



moorecoinc.com/doubleprivacypod

trend podium desk

The innovative and stylish Trend Podium Desk combines a desk and podium into one convenient and flexible workspace.

Desktop work surface is made with 1" thick HPL. Top is available in multiple standard laminates and edge band options, or customizable with your choice. Tilted podium top features 6" of height adjustment, includes a paper stop, and locks into place. Grommets in the desktop and podium body provide easy cable management.

Frame is powder-coated steel with 3" locking non-marring casters. Perforated modesty panel and angled legs add style and function.



Optional self-contained drawer mounts directly to the bottom of the desktop.

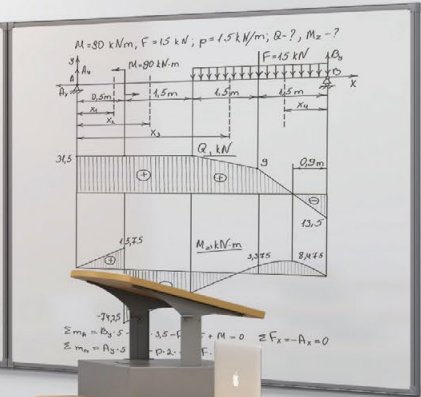
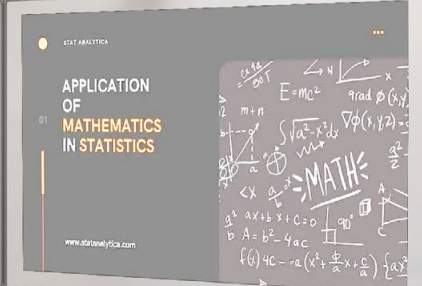



moorecoinc.com/trend





Interactive Projector Board



Akt Table

Akt 5-Star Stool

Akt 5-Star Chair



Elate Task Chair



moorecoint.com/elate

elate
BY MOORECO

elate electric height adjustable desk

Bring True Adjust® power to your space. Electric adjustable sit-to-stand desk allows you to work in the best position for you. The Elate Electric Height Adjustable Desk is the energetic and ergonomic addition to any work environment.

With easy to use and powerful multi-motor electric sit-to-stand adjustment, you can set for virtually any height, activity, and position. Sit-to-stand desks are well known to contribute to increased focus, improved posture, fewer energy dips, and variety of other benefits.

Motors feature soft start and stop, and a gyro sensor anti-collision mechanism. Digital keypad provides single-touch adjustment with three memory settings, and slides under the work surface when not in use.

Desks feature 17" or 26" of height adjustability to with a chair, stool, or while standing to allow position changes throughout the day.

Desks are available either with a straight rectangular top or an angled corner or return top. Straight desks adjust from 27- $\frac{5}{8}$ " H to 44- $\frac{5}{8}$ " H. Corner and return desks adjust from 22- $\frac{5}{8}$ " H to 48- $\frac{5}{8}$ " H.

Top measures 1- $\frac{1}{2}$ " thick. Choose from a variety of standard or designer laminates and edge band colors to match any environment or design scheme.

Durable and rigid powder-coated steel frame available in black, platinum, or white for a modern touch. Optional casters feature locks, and add 2" to overall desk height.



Digital keypad gives you precise adjustment and tucks away when not in use.

Three top shape options provide ample workspace.

Elate Perch Stool

Elate Corner Desk

Rectangle 6024

Left Return Desk (24")

Right Return Desk (24")

Rectangle 6030

Left Return Desk (30")

Right Return Desk (30")

Rectangle 7224

Corner Desk (24")

Corner Desk (30")

Rectangle 7230



DATA SCIENCE / PROGRAMMING

```
class Triangle {  
    public static void main (String[] args) {  
        int row, stars;  
  
        for (row = 1; row <= 10; row++) {  
            for (stars = 1; stars <= row; stars++) {  
                System.out.print ("*");  
            }  
            System.out.println ( );  
        }  
    }  
}
```

Akt 4-Leg
Stool

Akt 5-Star
Stool

Akt 4-Leg
Caster Chair

Akt 4-Leg
Chair

Akt Wire
Base Stool



moorecoinc.com/akt

akt
BY MOORECO



akt seating

Our Akt furniture collection combines the principles of human development to enable you to “Akt” with purpose and intention. The Akt seating line is ideally suited for the flexible needs of higher education. With sophistication and sleek style, Akt seating is an ideal addition to individual work areas, collaborative spaces, or other team environments.

Injection molded polypropylene shell is available with a high density stacking wire base chair or stool (optional cart available), 4-leg chair or stool, and 5-star chair or stool. The 4-leg chair and 5-star chair and stool available with hard casters, soft casters, or glides. Our specially designed glides are held in place by a metal stem which won't fall out when stacking the chairs.

Shell available standard in seven sophisticated colors. Custom colors available (MOQ applies).





Elate Task
Chair

Personalize your Elate Task Chair with multiple fabric options, coordinating with any color or brand scheme.



moorecoinc.com/elate

Elate Height
Adjustable
Desk

Elate Perch
Stool

Elate Perch Stool is the ultimate in ergonomic comfort, providing natural body support.

elate
BY MOORECO

elate task chair

The Elate Task Chair is a stylish and ergonomic option for maximizing comfort in learning spaces. Featuring customization and adjustment options to provide optimal positioning, the task chair is tailored to each individual for hours of comfort.

This intuitive office chair features a revolutionary weight-sensitive tilt mechanism, allowing it to sense each user's body weight and recline accordingly. Adjust your task chair easily with adjustable seat height (18" to 21") backrest, tilt, seat depth, and arms.

Chair includes a 5-star base with five non-marring hard casters for gliding movement. Customize the comfortable upholstered seat with our graded-in fabric program (COM also available on approval).

elate perch stool

Designed by award-winning and globally-acclaimed designer Joey Ruiter, the Elate Perch Stool was conceived with a minimalist approach. Perching while working is an ideal way to get weight off your feet without sitting, allowing you to lean, move, twist, and reach as needed, all the while promoting circulation, breathing, and the flow of creative energy.

Pneumatic height adjustable stool features dual adjustment buttons on the base, easy to reach with either hand. Comfortable seat swivels with an auto-return tilt feature. Powder-coated platinum steel base offers stability, and includes integrated handle and recessed casters to enable easy mobility.

Seat Colors:





moorecoinc.com/seed

Seed Cantilever Chair

seed seating

A simple and sustainable design for all spaces, Seed Seating features an elegant silhouette with slanted curves and angular accents.

The seating surface is as clean as it is sensible. Using only polypropylene and avoiding other materials such as fiberglass, the shell is incredibly soft to touch, yet resistant to intense use. The back of the shell has a stylish, geometrical texture reminiscent of a seed pod.

The ergonomic comfort of the Seed collection's balanced sitting shell and frame foster movement while seated, providing sharper focus and a way to shed excess energy. Color options and base designs allow a room to adopt a distinguished and formal vibe, or a vibrant and lively mood.

Available in four colors designed to accent any environment.



4-Leg Chair



4-Leg Caster Chair



Cantilever Chair



Rocker Chair



5-Star Chair



Enroll Tablet Chair



Cantilever Stool



5-Star Stool

Shell Colors:





moorecoin.com/luluy



Design
ordering

Goals:

- Allergic
- Get fast
- Highlight

Const

- Order
- Onlin

User

- Age 18
- Typical
- Freque
- Usual
- Gluten



Luly™ soft seating + tables

Comfort and user experience come first with Luly™ soft seating, blending mid-century design and modern day needs.

Our new Luly soft seating family takes on a higher-ed, residential feel, exuding hints of mid-century design blended with modern day needs. Sweeping bold rounded corners and generously stuffed cushions rest on minimal, tapered leg frames. Thoughtful elements such as the 1960's "squirle" shape are included. This arched square geometry is repeated across this product line, in tabletops, risers, and stand-off knobs.

Comfort and user experience come first within this soft seating line. The ergonomically designed seating features plush cushions, power integration, and ADA flexibility. The furniture is raised off the floor for ease of cleaning underneath. A minimalist approach is closely regarded by asking these three questions: Is it comfortable? Is it necessary? Is it appealing?

Get creative with your space! Straight and curved sections can be combined to accommodate any space configuration. Curved shapes have been proven to calm the brain, foster positive emotions, and promote social interaction. Complete the scene with accent tables and accessories. All pieces can be curated together and are designed to live in harmony. The Luly family is cozy, durable, versatile, and organized.



Chair Armless



Chair Left Arm



Chair Right Arm



Chair Both Arms



Loveseat Armless



Loveseat Left Arm



Loveseat Right Arm



Loveseat Both Arms



Sofa Armless



Sofa Left Arm



Sofa Right Arm



Sofa Both Arms



Single Ottoman



Single Table



Occasional Table (S)



Occasional Table (M)



Occasional Table (L)



Tablet Table

okt[®]
BY MOORECO



moorecoinc.com/akt

High Back
Chair



High Back
Loveseat

Loveseat
Armless



Loveseat
Bench

Large
Ottoman



Chair
Armless



akt lounge collection



Corner Chair

Single Bench

All pieces available with a sled base in platinum or black, or a 4-leg base in platinum.



Designed to be inviting, comfortable, and easy to clean, the Akt lounge collection is the perfect addition to your common and public spaces. Cozy pieces are perfect for individual work and relaxation, private collaboration, or team activities.

Akt soft seating is designed to facilitate easy and thorough cleaning by minimizing the spaces where dust and debris can collect. The taller legs allow most vacuums to fit beneath, and each piece features gaps with spacers between the back, arms, and seat to allow crumbs and dirt to fall to the ground where it can be easily vacuumed.

With sophistication and sleek style, Akt Lounge Tables coordinate seamlessly with soft seating pieces to provide a place to work, put your coffee, or your computer. Available in three sizes: single, loveseat, or sofa width. Tables are customizable with your choice of laminates and edge bands.

Multiple shapes and sizes create a cohesive and flexible environment. Choose from black or platinum sled base, or platinum 4-leg base to coordinate with other members of the Akt family.



Chair Armless



Chair Both Arms



Loveseat Armless



Loveseat Both Arms



Sofa Armless



Sofa Both Arms



Corner Chair



Single Bench



Loveseat Bench



Sofa Bench



High Back Chair



High Back Loveseat



Small Ottoman



Large Ottoman



Single Table



Loveseat Table



Sofa Table



moorecoinc.com/phoeby

Loveseat
Armless

Large
Ottoman

Inklüd
X-Base Table

Inside Curve
Chair

phoeby outdoor soft seating

This truly unique line of modular soft seating is inspired by the remarkable adaptability of amphibians. Just as amphibians effortlessly move between aquatic and terrestrial environments, Phoeby effortlessly blurs the boundaries between indoor comfort and outdoor freedom, revolutionizing the way users connect with nature. Ergonomically curved silhouettes promote inclusiveness, while straight sections convey a sense of structure and order. The balanced aesthetic helps users relax and focus, enhancing the overall ambiance of any outdoor learning or working space.

Entirely weather-resistant, Phoeby's frame is constructed from outdoor-rated $\frac{3}{4}$ " plywood, contains full moisture barrier protection, Matrex Sytex™ III synthetic webbing suspension, and aluminum legs.

All hardware, fasteners, staples, ganging, and tie down options are made of corrosion-resistant stainless steel. Dual-density foam is comfortable, supportive, and antimicrobial.

The Phoeby Outdoor family is available upholstered with durable outdoor-rated Spradling Silvertex and Sunfield fabrics. The continuous filament bonded polyester fabrics are water- and stain-repellent, are rated at 25,000+ double rubs for abrasion resistance, are mildew-resistant, and are 1500 hour UV-resistant.



Chair Armless



Chair Left Arm



Chair Right Arm



Chair Both Arms



Loveseat Armless



Loveseat Left Arm



Loveseat Right Arm



Loveseat Both Arms



Sofa Armless



Sofa Left Arm



Sofa Right Arm



Sofa Both Arms



Outside Chair Armless



Outside Chair Left Arm



Outside Chair Right Arm



Outside Chair Both Arms



Outside Loveseat Armless



Outside Loveseat Left Arm



Outside Loveseat Right Arm



Outside Loveseat Both Arms



Inside Chair Armless



Inside Loveseat Armless



Ottoman Small



Ottoman Medium



Ottoman Large



Quartile
Bench

2-Sided
Chair

90° Arch



Quartile
Chair

Round
Ottoman

elevate wind soft seating

Adding flexible seating to your spaces increases a user's sensory experience, shown to improve calmness, focus, and reduce tension. By creating space where students can relax, you foster positive attitudes and encourage creativity and productivity.

Elevate Wind soft seating works together to configure in multiple arrangements. Ganging devices are included. Top stitched sewing details in upholstery. Textiles available through graded-in fabric program, or COM by approval. Pieces include floor-safe nylon glides.

Manufactured in the USA from commercial grade ¾" plywood and hardwoods. Twelve year limited warranty on seating. Prop 65 and CAL 117-2013 compliant. 400 lb. capacity.



moorecoinc.com/elevate



Chair



2-Sided Chair



1½ Seat Chair



2-Sided 1½ Seat
Chair



Loveseat



2-Sided Loveseat



Corner Chair



Sofa



1½ Seat Bench



2 Seat Bench



3 Seat Bench



Octagon Ottoman



Quartile Bench



Quartile Chair



Cube



Round Ottoman
20"



Round Ottoman
24"



90° Inside Arch



90° Outside Arch



90° Arch



Crescent Bench



Hexagon Ottoman



Wedge Pillow



2-Tier
Straight Seat

elevate steps soft seating

2-Tier
Inside Corner



moorecoinc.com/elevate

Soft seating creates a welcoming and comfortable environment by establishing islands of quiet and calm where creativity, collaboration, and socialization can flow naturally.

Elevate Steps soft seating works together to configure in multiple arrangements. Ganging devices are included. Top stitched sewing details in upholstery. Textiles available through graded-in fabric program, or COM by approval. Pieces include floor-safe nylon glides.

Manufactured in the USA from commercial grade $\frac{3}{4}$ " plywood and hardwoods. Twelve year limited warranty on seating. Prop 65 and CAL 117-2013 compliant. 400 lb. capacity.



2-Tier Straight Seat



3-Tier Straight Seat



2-Tier Outside Wedge



3-Tier Outside Wedge



2-Tier Inside Wedge



3-Tier Inside Wedge




2-Tier Inside Corner



2-Tier Outside Corner



2-Tier Inside 45° Wedge



3-Tier Inside 45° Wedge



2-Tier Outside 45° Wedge



3-Tier Outside 45° Wedge



Soft Sway



soft sway

The Soft Sway Rocking Chair has the comfort your classroom or common space has been missing with features your floors will love. A variety of soft seating adds flexibility and inclusivity to your learning environment and has been shown to improve calmness, focus, and reduce tension.

The Soft Sway Rocking Chair combines the gentle rhythm of a classic rocker with the cozy relaxation soft seating provides. Ideal for use in any common space, library, or other space where relaxation is a plus. Non-skid plastic rocking glides protect fabric and the floor, preventing scuffs, scratches, and marks. Available with graded-in fabrics (COM on approval).



moorecoinc.com/softsway



Chana Lounge
Chair

Fava Lounge
Chair

Round Ottoman

Square Ottoman



moorecoinc.com/beanies

beanies by mooreco

Find a cozy pod to recharge during the day with Beanies by MooreCo. Available in both indoor and outdoor versions, there's no place you can't use these casual, comfy, inviting seats to transform your spaces into a relaxing oasis of calm.

Indoor Beanies feature an exterior of cozy microsuede, available in select colors to suit any room with style. The bag is made from a 100% machine washable dual-layer fabric with removable insert, filled with mixed polyurethane foam. Choose from five indoor styles.

Outdoor Beanies feature a 100% machine washable exterior made of Sunbrella canvas. The removable beanbag insert includes polystyrene infill. Available in select colors that stand up to the sun. Outdoor Beanies available in five different styles.

Indoor Beanies:



Lentil
Lounger
(small)


Lentil
Lounger
(large)

Lima
Lounger
(small)

Lima
Lounger
(large)

Pinto
Pillow

Indoor Fabric Colors:



Outdoor Beanies:



Fava
Lounge
Chair

Chana
Lounge
Chair

Rectangle
Ottoman

Square
Ottoman

Round
Ottoman

Outdoor Fabric Colors:





Straight Bookcase



Curved Bookcase

Curved Ottoman

Akt Stool

schoolworks storage + soft seating



Frequency Table



moorecoinc.com/schoolworks

Mobile, adaptable, and multi-functional, Schoolworks answers the unique performance requirements of the progressive educator. Featuring both bookcase storage and modular soft seating, the Schoolworks line balances form with purpose in a fluid and classic design.

Schoolworks bookcases are a versatile and modern storage solution for classrooms, media spaces, and libraries. They provide flexibility and durability of materials, simple details, and emphasize functionality. Available in multiple heights with either single- or double-sided configuration. Bookcases include height adjustable shelves with a platinum steel pegboard back panel for additional storage of tools or supplies.

All bookcases are standard with casters, with legs also available. Handles and magnetic ganging add-ons are available for ease of movement and configuration.

Available in two shapes and three heights, Schoolworks ottomans are designed to fit perfectly with Schoolworks bookcases, creating cozy and quiet reading nooks where students can comfortably work and study.

Ottomans feature top stitched sewing details in upholstery, with textiles available through our graded-in fabric program, or COM by approval. Includes floor safe nylon glides. Ottomans are available with optional integrated electrical assemblies.




Straight Bookcase
Single or double sided



Curved Bookcase
Single or double sided



Straight Ottoman



Curved Ottoman



Single Sided Bookshelf

Double Sided Bookshelf

Cocoon

Seed Seating

array shelving

Easy installation, efficient use of space, and versatile customization make Array your personal storage solution. Flexible and modular storage works in any space. Array shelving collection is sturdy and modular, perfect for libraries, classrooms, or office spaces. Available in stand alone unit, starter/ender unit, adder unit, and mobile unit, in a variety of heights and widths to make use of any space. Available in a variety of standard laminates, or customize with your choice of finishes.



moorecoinc.com/array



Stand Alone Unit
Single or double sided



Starter / Ender Unit
Single or double sided



Adder Unit
Single or double sided



Mobile Unit
Double sided only



Folio Wardrobe
Tower + Bookcase

Folio Wardrobe
Tower

Unity Glass Wall



THINGS TO MAKE
OR MAKE SURE OF

- One Download To Rule Them All
- People in noob-friendly form to support
 - IRL events
 - Forums (sync w/ ml?)
 - IRC w/ gateway

MoorePower Tower

Folio Pedestal
Storage

Elate Task
Chair

Folio Lateral
Storage



Prof Deborah McEvoy

Office Hours:
M, T, Th 9:00-11:00a
Wed 2:00-4:00p

Text or call: 212-555-7516
Email: dmcevoy@edcu



folio storage

Storage has never been so flexible and so sleek. Seamlessly match your existing storage with more than 60 name brand colors.

Folio is a comprehensive line of storage and filing pieces for storage areas, offices, labs, archives, and more. Mix and match lateral files, bookcases, storage cabinets, wardrobes, pedestal storage, and more to create your perfect storage solution.

Folio features an almost endless variety of door and drawer configurations, fitting basic or unique storage requirements. All pieces feature welded steel frame construction and formed channels.

Available in 60+ metal colors and finishes to match any existing storage in your environment, including pieces from Herman Miller, Allsteel, Knoll, Steelcase, Teknion, and Haworth.



moorecoin.com/folio



Bookshelf Storage



Cabinet Storage



Lateral Storage



Pedestal Storage



Storage Tower



Storage Tower +
Bookcase



Wardrobe Storage



Wardrobe Tower



Wardrobe Tower +
Bookcase




moorecoin.com/powertower

moorepower[®] tower

Get convenient access to power in your multi-user groups with the versatile and capable MoorePower Tower. Mobile tower provides instant AC outlet and USB charging access to shared spaces. The power tower includes two AC outlets and two USB outlets on each of four sides, for a total of eight each. Easily mobile on four dual-wheel casters (two locking). Durable powder-coated steel frame includes a cord winder for the 13-½ foot power cable. ETL certified to UL 1363.2018 Ed. 5.



Includes connectors to join panels together. Boards are also available with customizable kickplates—choose from laminate to fabric!



d.o.c. mobile board

Divide and conquer your space. Versatile and multi-functional, D.O.C. Mobile Room Dividers allow you to divide, organize, and customize a work or display area however you choose.

Mobile double-sided dividers come in a variety of surface combinations, including porcelain steel magnetic whiteboard, Dura-Rite HPL whiteboard, natural cork, and decorative laminate. Three sizes available for maximum configuration flexibility: 6' H x 4' W, 6' W, and 8' W. Panels are trimmed in modern anodized aluminum and include locking casters. Leg design minimizes gapping, and connectors are available to join panels.



moorecoinc.com/doc



divvy d.o.c.

Divide, organize, customize, and now modernize. With ultra stylish multi-panel Divvy D.O.C. room dividers, you can add instant color and texture (and functional whiteboard) to any space, in a truly unique ready-to-roll room divider.

Mobile double-sided dividers include a variety of attractive and colorful surfaces to add style and function to any environment, while also offering privacy, acoustic shielding, and easy configuration. Available in two standard configurations, or customize. Choose from fabric, laminate, whiteboard, or tackboard surfaces, and create your own unique statement piece.



moorecoinc.com/divvy



platinum mobile reversible board

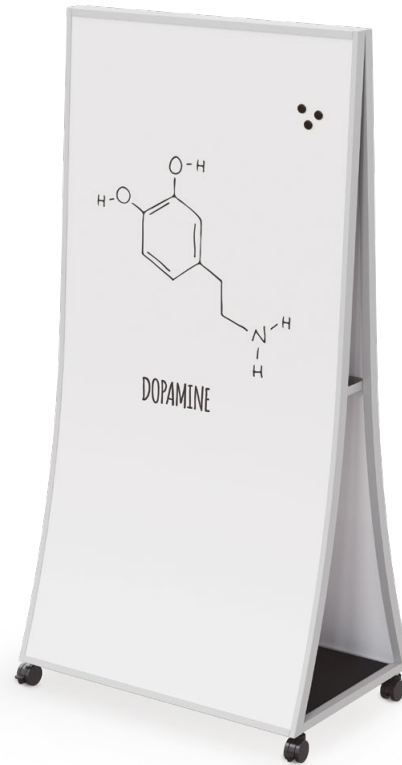
Upscale appearance with all the functionality you expect. Attractive and modern, the Platinum Mobile Reversible Board adds styles to any space.

Boards are double-sided and available in a variety of surface combinations, including porcelain steel magnetic dry erase whiteboard, Dura-Rite HPL dry erase whiteboard, and tackable natural cork. Available in multiple sizes, from 30" W × 40" H to 4' H × 8' W.

Panel is trimmed with modern anodized aluminum, rotates 360° on a pivot hinge, and locks into place with the turn of a knob. Trim includes a full-length accessory tray with perforated panel for style and stability. Wide base design for stability includes molded bumpers to protect walls, and 3" locking casters.



moorecoinc.com/platinumreversible



ogee curved easel

Throw a curve on the standard easel! Smoothly sloped surface allows full use of the whiteboard surface, with easier access to the bottom. The curved whiteboard surface on the Ogee Curved Easel maximizes the use of the writing surface while giving it a sleek high-end design look.

Surface measures 72" H × 36" W. Available with porcelain steel or Magne-Rite surface. Middle storage tray also functions as a handle to easily move the Ogee around wherever it's needed.

The Ogee is also great for space division. Boards nest side by side using the handle, recessed on one side and protruding on the other. Ogee comes standard with a marker tray, and bottom shelf provides additional storage space.



moorecoinc.com/ogee



d.o.c. glass board

Fresh modern style enhances creativity in your work environment. Pairing elegant magnetic glass whiteboard with a mobile aluminum frame, D. O. C. Glass Mobile Room Dividers allow you the freedom to divide, organize, and customize your space to fit your individual needs.

Double-sided in tempered safety glass to provide smooth writability and erasability. Glass is backed with steel to accept rare earth magnets. Divider comes standard with gloss white glass, but you can customize the glass panel in a variety of ways to personalize your workspace, including color and graphic printing options.



moorecoinc.com/docglass



visionary[®] move

Get your ideas on the go! Visionary Move mobile glass board moves with you wherever you need it. Ultra durable double-sided glass magnetic markerboard is a contemporary communication tool providing the highest quality writing and erasing experience. Accepts rare earth magnets. Smooth finish accepts dry erase, wet erase, chalk markers and more.

Tempered safety glass for use in any environment with sturdy steel plate backing. Frame and trim are made with platinum powder-coated steel for superior durability. Available in standard and custom colors, including graphic printing options.



moorecoinc.com/visionarymove




Beautiful, double-sided magnetic glass gives you style as well as a surface that provides unmatched writability and erases without ghosting. Custom colors and graphics available to personalize or brand your piece. Frame and trim are made with white powder-coated steel for superior durability.



visionary® board

Tempered safety glass ideal for use in any environment. Easily cleans without ghosting or staining. Accepts rare earth magnets. Attractive stainless steel mounting standoffs. 50 year warranty on glass boards.





visionary[®] exo

Upgrade your expectations. Finally a glass board with an ultra stylish accessory tray.

Tempered safety glass is ideal for use in any environment. Available in gloss white or standard and custom color options. Custom graphics printing available. 50 year warranty on glass boards.

Now available with the Exo Tray System, providing clean and functional anodized aluminum accessory storage in an ultra fashionable package.



moorecoinc.com/exo




framed magnetic glass board

Our Best in Class[®] glass board with a safety edge. Modernize your learning spaces with a functional and contemporary image. Framed magnetic glass boards provide the best of a quality whiteboard with smart style.

Available standard in gloss white tempered safety glass ideal for use in any environment. Other color options, including custom colors and custom graphics, are available. Specially engineered trim is designed with vinyl glazing so that aluminum does not contact glass at all. The trim corners are mitered and attached with friction locks. 50 year limited warranty.



moorecoinc.com/framedmgb



liso glass wall


Turn your blank walls into something extraordinary with purpose with the Liso Classroom Series Glass Wall panel system. Liso is engineered to incorporate the best qualities of magnetic glass markerboards in a modular full wall whiteboard ensemble.

Liso will modernize and elevate your walls instantly with smart style and functional whiteboard space, ideal for communication, collaboration, and creativity. Create a user-friendly and inviting room-sized presentation surface. Liso features aluminum trim with a full-length tack rail along the top edge, and a full-length accessory tray along the bottom.

Please note: Glass wall construction cannot accommodate cut outs for outlets or light switches. Please take this into consideration when planning your glass wall mounting locations.



moorecoinc.com/liso



fluent glass wall

Fluent takes the same high-quality features of the Liso Glass Wall but adds slim and modern full-length anodized aluminum trim along the top edge for a clean and modern take.

Fluent is engineered to incorporate the best qualities of magnetic glass markerboards in a modular full wall whiteboard ensemble. The sleek and smooth glass wall will modernize and elevate your walls instantly with smart style and functional whiteboard space, ideal for communication, collaboration, and creativity. Create a user-friendly and inviting room-sized presentation surface.

Please note: Glass wall construction cannot accommodate cut outs for outlets or light switches. Please take this into consideration when planning your glass wall mounting locations.



moorecoinc.com/fluent



interactive projector board

Guaranteed flatness for accurate images. Choose the ultimate in multifunction boards for classroom and multimedia spaces.


The engineering of the Interactive Projector Board provides the flatness required for the best performance of your projector with a flatness guarantee <3mm across the board surface. This allows the board to be used on carts or walls, still achieving the projector manufacturer's flatness requirements.

Wide screen dimensions support the most popular sizes of projected images. The surface is designed to minimize visual strain from anywhere in the room, making it ideal for spaces that are exposed to ambient light. Magnetic surface provides even more versatility, and the low profile aluminum Brio trim is a modern addition.

Interactive Projector Boards are available individually, or packaged with two standard porcelain steel writing boards, allowing you to make use of your full wall with a projection steel whiteboard system designed specifically for the updated technology and changing needs of the modern classroom.



moorecoin.com/ipb





abc trim whiteboard



Simple and economical ABC Trim whiteboards provide style, versatility, and function. Anodized aluminum has a $\frac{3}{8}$ " profile with hairline mitered corners. Top corners are protected with aluminum caps. Trim includes a full-length accessory tray with plastic end caps to eliminate sharp corners.

Available with your choice of two surfaces. High quality and magnetic porcelain steel is engineered for superior color contrast and dry erase performance, with reduced light distortion for enhanced visibility. Porcelain steel carries a limited lifetime warranty.

Dura-Rite® HPL whiteboard surface provides a wear-resistant and dust-free dry erase surface at an affordable price. Up to 125 times as durable as standard melamine, non-magnetic Dura-Rite carries a 20 year limited warranty.



moorecoinc.com/abc



deluxe aluminum trim board


Widely known as the Board of Education®, our tried and true porcelain steel board with deluxe aluminum trim provides exceptional writability, erasability, and versatility for your learning and instructional spaces.

Magnetic porcelain steel whiteboards are engineered for superior color contrast with dry erase markers. Standard gloss dry erase surface provides superior writability and erasability with no ghosting. Reduced surface light distortion enhances visibility to provide optimum eye comfort. The steel sheet is permanently laminated to a lightweight substrate for stability and durability, and finished with $\frac{3}{8}$ " anodized aluminum with hairline mitered corners. Deluxe trim includes a full-length tackable map rail with a colored cork insert, and a full-length accessory tray with rubber Dura-Safe® end caps to eliminate sharp edges. Limited lifetime warranty.




moorecoinc.com/psda


Stock Laminate *(available at normal lead times)*



Matching Edge Band



Stock Colored Edge Band *(available at normal lead times)*



All table tops now available with matching edge band! Choose from any stock or standard laminate.

Standard Laminate *(available at extended lead times)*



Matching Edge Band





[instagram.com/mooreco-inc](https://www.instagram.com/mooreco-inc)



[pinterest.com/moorecoinc](https://www.pinterest.com/moorecoinc)



[facebook.com/moorecoinc](https://www.facebook.com/moorecoinc)



[linkedin.com/company/mooreco-inc](https://www.linkedin.com/company/mooreco-inc)



[moorecoinc.bsky.social](https://twitter.com/moorecoinc)



[youtube.com/moorecoinc](https://www.youtube.com/moorecoinc)



[tiktok.com/@moorecoinc](https://www.tiktok.com/@moorecoinc)



MOORECOTM

MooreCo Inc.

2885 Lorraine Avenue | Temple, TX 76501

p: 800.749.2258 | f: 866.888.7483

www.moorecoinc.com