



MOORECO®



coradle™
BY MOORECO

Soft Curves. Safe Spaces. Happy Kids.



moorecoinc.com/thrive



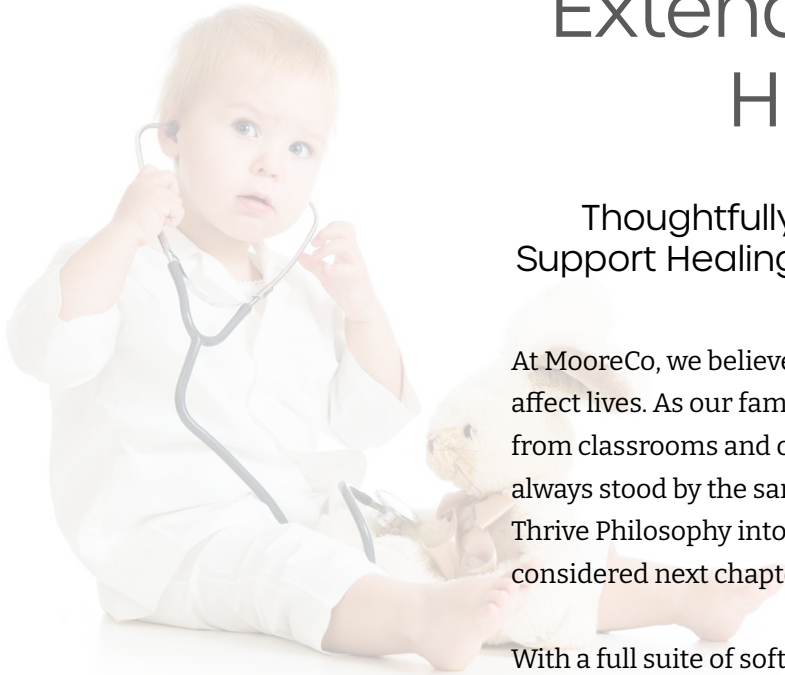
Extending Thrive into Healthcare:

Thoughtfully Designed Environments that
Support Healing, Dignity, and Human Connection

At MooreCo, we believe that thoughtful design has the power to affect lives. As our family of products has grown over decades from classrooms and offices to break rooms and campuses we've always stood by the same truth: spaces shape people. Extending the Thrive Philosophy into healthcare is not a leap, but a logical, deeply considered next chapter.

With a full suite of soft seating, casegoods, chairs, stools, tables, storage, visual communication tools, and flexible furniture systems already proven in learning and professional environments, we're uniquely equipped to meet the demands of care settings. Our designs are rooted in well-being, durability, versatility, and human-centered purpose, and they transition naturally into healthcare.

Though MooreCo may be new to the healthcare market, our principles of human-centered design are tried and true. We know how environments influence comfort, dignity, healing, and connection. Our experience in designing for growth, collaboration, and wellness gives us the insight and confidence to speak with authority. Because when environments support people, they don't just function; they help everyone thrive.



MOORECO®

2885 Lorraine Avenue | Temple, TX 76501
p: 800.749.2258 | f: 866.888.7483
www.moorecoinc.com

©2026 MooreCo, Inc. All rights reserved. MooreCo reserves the right to correct pricing and/or copy errors. Due to the current volatility in the price of raw and finished materials, please refer to our latest online price guides for availability, pricing, and shipping information.

How MooreCo supports the Six Facets of Thrive with Coradle™ Healthcare:



Physical: "I Can Move & Fit"

Our ergonomic seating options, adjustable tables, modular casegoods and flexible layouts allow users to change posture, move easily, and remain comfortable in long sessions. Durable, easy-clean surfaces also support hygiene, safety, and healthy movement for patients, families, and care teams alike.



Intellectual: "I Can Think & Engage"

With configurable tables, mobile work surfaces, and adaptable furniture, our spaces support active thinking and collaboration, whether it's charting a care plan, reviewing treatment materials, training staff, or supporting a patient's family through information sessions. Versatility encourages clear thinking and adaptive use.



Social-Emotional: "I Belong & Connect"

Soft seating clusters, welcoming lounge areas, and flexible gathering spots foster human connection, empathy, and supportive interaction, helping patients, families, and caregivers feel seen, safe, and part of a caring community.



Psychological: "I Feel Safe & Supported"

Quiet rooms, private consultation areas, and calming upholstery tones give people privacy, dignity, and emotional peace. Cleanable, well-designed furnishings offer reliability and order, which support mental well-being in sometimes stressful environments.



Moral: "I Feel Included & Respected"

Inclusive design, from accessible seating and casegoods to flexible layouts that accommodate varying needs, reinforces dignity and respect for all individuals. MooreCo furnishings help make healthcare spaces welcoming and equitable.




Spiritual: "I Can Breathe, Reflect & Heal"

With calming palettes, restful lounge zones, and thoughtful design, our environments nurture peace, comfort, and emotional recovery. Biophilic cues such as natural textures, organic shapes, and non-glare surfaces bring the restorative calm of nature indoors. These spaces become more than functional; they offer solace, hope, and human-centered care.



coradle™
BY MOORECO

It starts with a hug.



The Coradle healthcare collection is a complete furniture system for pediatric waiting rooms, family lounges, and clinical spaces, designed to put children at ease and parents at peace. Coradle was born from the powerful concept of comfort brought by the embrace of a caring parent or loved one.

Guided by our Thrive Philosophy and the gentle strength of curves, forms that protect, embrace, and invite, Coradle encourages children to explore, shift, and interact with their environment and with one another, fostering social connection, play, and discovery. This helps reduce anxiety while building independence and confidence, allowing children to navigate the discomfort of waiting rooms on their own terms while parents remain close, connected, and mindful.



Each curve in the Coradle design is intentional, designed to echo that innate sense of safety and embrace.

Coming Soon!

— Fall 2026 —

Every piece of Coradle is thoughtfully designed to support natural activity and movement, working with it, not against it



Product renderings, features, specifications, finishes, and dimensions shown for the Coradle line are preliminary and subject to revision prior to official product launch.

Coradle™ Design Story

Coradle's design includes soft, scaled seating forms that support play, choice, and self-directed comfort while the layered seating allow adults and children to experience comfort and proximity. Tables provide sturdy anchors for activities, perimeter pieces add flexible support, and free-standing screens help define zones for privacy and decompression while maintaining visibility and family connection.

Unlike traditional healthcare furniture designed to control behavior, Coradle is designed to transform the experience of care. It brings ease to clinical spaces by giving children room to explore, families a place to gather, and caregivers the opportunity to engage—creating environments that feel less like waiting rooms and more like places of comfort, connection, and trust.

Designed around real behavior, Coradle allows children to explore, families to gather, and caregivers to breathe.



Approachable:

Soft scaled forms welcome toddlers, teens, parents, and caregivers.



Playful:

Layered seating invites movement, choice, and self-directed comfort.



Connected:

Sightlines keep families connected, even across a larger room.



Reassuring:

Warm, soft, and durable materials are engineered for healthcare environments without feeling clinical.

Coming Soon!

— Fall 2026 —



Product renderings, features, specifications, finishes, and dimensions shown for the Coradle line are preliminary and subject to revision prior to official product launch.



Coradle™ was designed and developed in partnership with Qdesign, a leading contract furniture product development partner known for award-winning designs that seamlessly combine form and function. In partnership with Whitney Architects, they connect product and architectural design to create solutions that transform and define spaces.



The Coradle™ Difference

Most healthcare furniture is designed around behavior management. Coradle is designed around behavior, period. Children explore. Families gather. Caregivers breathe. The result is a space that feels less like a waiting room and more like a place to be held.

Materials + Construction

Coradle is designed with healthcare-grade upholstery options, soft rounded edges, approachable forms, and durable surfaces engineered for high-traffic clinical environments, cleanable to healthcare standards.

Coradle™ Healthcare: Guest Seating

Layered seating invites movement, play, and gentle interaction, helping ease the stress of waiting and turning anxious moments into opportunities for calm and connection.



Adult Chair Armless
CRVAS20-N-NG-PL-SX
31.5"H x 20"W x 24"D



Adult Chair w-Arms
CRVAS20-A-NG-PL-SX
31.5"H x 23.5"W x 24"D



Adult Loveseat Armless
CRVAS42-N-NG-PL-SX
31.5"H x 42"W x 24"D



Adult Loveseat w-Arms
CRVAS42-A-NG-PL-SX
31.5"H x 45.5"W x 24"D



Adult Bariatric Chair
CRVASBR-A-NG-PL-SX
31.5"H x 34.5"W x 24"D



Adult Bench
CRVASBN-NG-PL-SX
18"H x 60"W x 22"D



Kids Chair Armless
CRVCS17-N-NG-PL-SX
25"H x 16.5"W x 20"D



Kids Bench
CRVCSBN-NG-PL-SX
14"H x 60"W x 19"D



**Kids Modular Double
Seat Bench + Back**
CRVMODST-NG-PL-SX
25"H x 37"W x 20"D



**Adult + Kids Combo
Seat Left**
CRVCM LH-NG-PL-SX
31.5"H x 52"W x 24"D



**Adult + Kids Combo
Seat Right**
CRVCMRH-NG-PL-SX
31.5"H x 52"W x 24"D

Product renderings, features, specifications, finishes, and dimensions shown for the Coradle line are preliminary and subject to revision prior to official product launch.

Coming Soon!

— Fall 2026 —

Coradle Guest Seating delivers durable comfort, cleanability, and family-focused support for modern healthcare spaces.



Coradle includes companion seating thoughtfully scaled for both adults and children within healthcare spaces.

Coming Soon!

— Fall 2026 —

Coradle Tables create welcoming and accessible healthcare spaces that support comfort, engagement, and easy maintenance.



Coradle™ Healthcare: Tables

Coradle tables serve as natural hubs for activity and dependable surfaces for everyday use. Their softened forms and gentle curves reinforce a sense of calm and connection throughout the space.



**Sensory Kneeling Table
(No Tray)**
CRVSEN-K-N-XXXX-XXXX-SX
19"H × 39"W × 39"D



**Sensory Kneeling Table
(With Tray)**
CRVSEN-K-W-XXXX-XXXX-SX
19"H × 39"W × 39"D



**Sensory Sitting Table
(No Tray)**
CRVSEN-S-N-XXXX-XXXX-SX
22"H × 39"W × 39"D



**Sensory Sitting Table
(With Tray)**
CRVSEN-S-WT-XXXX-XXXX-SX
22"H × 39"W × 39"D



**Common Kneeling
Table (36")**
CRVTB-K-36-XXXX-XXXX-SX
19"H × 36"W × 36"D



**Common Kneeling
Table (42")**
CRVTB-K-42-XXXX-XXXX-SX
19"H × 42"W × 42"D



**Common Sitting Table
(36")**
CRVTB-S-36-XXXX-XXXX-SX
22"H × 36"W × 36"D



**Common Sitting Table
(42")**
CRVTB-S-42-XXXX-XXXX-SX
22"H × 42"W × 42"D



Sensory Kneeling Pad
CVKP-RD60-SX
2"H × 60"W × 60"D



Side Table
CRVST-SQ20-NG-XXXX-XXXX-SX
20"H × 20"W × 20"D



Activity Station
CRVACT-SS-XXXX
22"H × 35"W × 22"D



Modular Table – Corner
CRVMOD-C-PL-XXXX-XXXX
18"H × 19"W × 19"D



Modular Table – End
CRVMOD-E-PL-XXXX-XXXX
18"H × 19"W × 16"D



**Modular Table –
Straight**
CRVMOD-S-PL-XXXX-XXXX
2"H × 22"W × 16"D



**Modular Table –
T-Shape**
CRVMOD-T-PL-XXXX-XXXX
2"H × 22"W × 19"D

Coradle™ Healthcare: Perimeter Pieces

Designed to support without interrupting, flexible perimeter pieces shape space with ease. They create defined zones, layer in privacy, preserve sightlines, and keep environments calm, open, and connected.




Single Divider (3636)
CRVDIV-S-3636-SX
36"H × 36"W × 20"D



Single Divider (4836)
CRVDIV-S-3648-SX
48"H × 36"W × 20"D




Double Divider (4848)
CRVDIV-D-4848-SX
48"H × 48"W × 20"D




Double Divider (4860)
CRVDIV-D-6048-SX
48"H × 60"W × 20"D




Floor Pad (3636) – Solid
CRVFLPD-SQ36-SOL-SX
2"H × 36"W × 36"D



Floor Pad (3636) – Hills
CRVFLPD-SQ36-HIL-SX
2"H × 36"W × 36"D



Floor Pad (3636) – Waves
CRVFLPD-SQ36-WAV-SX
2"H × 36"W × 36"D



Floor Pad (3636) – Dunes
CRVFLPD-SQ36-DUN-SX
2"H × 36"W × 36"D



Wobble Stool
CRVWBL-SX
15"H × 14"W × 14"D



Trio Pouf
CRVTRIO-NG-SX
16"H × 40"W × 33"D

Coming Soon!

— Fall 2026 —

Coradle Dividers define activity zones without sacrificing openness, visibility, or the welcoming feel of shared spaces.

Product renderings, features, specifications, finishes, and dimensions shown for the Coradle line are preliminary and subject to revision prior to official product launch.


If you're ready to bring thoughtful, human-centered design to your healthcare spaces, we're here to help.

Rooted in our Thrive Philosophy, every product we create is guided by a deep commitment to enhancing well-being, dignity, and connection in care environments. Our passion lies in designing solutions that don't just serve a function, but also elevate the experience of patients, families, and caregivers alike.

Contact us to learn more about any of the products featured in this look book, or to explore a complete solution tailored to the unique needs of your space.



moorecoinc.com/healthcare





Connect with us:



[instagram.com/mooreco_inc](https://www.instagram.com/mooreco_inc)



[pinterest.com/moorecoinc](https://www.pinterest.com/moorecoinc)



[facebook.com/moorecoinc](https://www.facebook.com/moorecoinc)



[linkedin.com/company/mooreco-inc](https://www.linkedin.com/company/mooreco-inc)



moorecoinc.bsky.social



[youtube.com/moorecoinc](https://www.youtube.com/moorecoinc)



[tiktok.com/@moorecoinc](https://www.tiktok.com/@moorecoinc)



MooreCo Inc.
2885 Lorraine Avenue | Temple, TX 76501
p: 800.749.2258 | f: 866.888.7483
www.moorecoinc.com